Customer Buyer's Guide

TEST & INSPECTION

OTDRs & Troubleshooters | Fiber Inspection & Cleaning | Optical Loss Testing | Fiber Identification

July 15, 2022

TABLE OF CONTENTS

Release Highlights 5

OTDRs & TROUBLESHOOTERS 6

OTDRs and Troubleshooters Selection Guide 7
FlexScan® OTDRs 8
FS300 Quad OTDR with SmartAuto® and LinkMap® 8
FS200 SMF OTDR with SmartAuto®, FleXpress® and LinkMap® 11
TS100 FTTH PON Troubleshooter 14
Field-replaceable Connector Adapters 17
FlexScan® FS200, FS300, and TS100 Accessories and Connector Adapters 18
MFS Multi-Fiber Switch OTDR Add-on Kit 19
Custom-Designed Network Simulators 19
FTTx PON Simulator Kits 19
OTDR Launch and Receive/Tail Cords - Fiber Rings 20
FASTConnect® for Bare Fiber Termination 22
TJ-03 Temporary Splice 22

FIBER INSPECTION & CLEANING 23

FOCIS Flex Fiber Optic Connector Inspection System 25
FOCIS Flex Accessories 26
FOCIS Series Inspection Adapter Tips 26
FOCIS Lightning® Multi-Fiber Optic Connector Inspection System 30
FOCIS Lightning® Accessories 31
FOCIS Lightning Adapter Tips 31
FOCIS Duel® Fiber Optic Connector Inspection System 32
FOCIS Duel® Accessories 33
FOCIS Duel Adapter Tips 33
FOCIS WiFi2™ Fiber Optic Connector Inspection System 34
FOCIS WiFi2 Accessories 35
FOCIS WiFi2 Tips 35
OFS300 Microscope for Connectors on Patch Cords 35
OFS300 Accessories 35
Cleaning Supplies 37
AFL-CleanDisplay-1 37
Wall/Rack Mountable Field Portable Cleaning Kits 37
Field Portable Duffle Bag Cleaning Kits 37
FCP3 Easy-Access Cleaning Kit 37
FCC2 Cleaning Fluid and CCT Cleaning Sticks 38
Cletop Cassette Cleaners 39
Cletop (ACT) Cleaning Sticks 39
One-Click® Cleaners 40
NEOCLEAN Fiber Connector Cleaning Tools 41
Optical Grade Cleaning Wipes 41

OPTICAL LOSS TESTING 42

ROGUE® OLTS Certifier 44
Mobile App for ROGUE® OLTS Certifier 44
ROGUE® Hardware and Accessories 45
Connector Adapters for ROGUE Module Test Ports 45
Encircled Flux (EF) Reference Grade Test Cords 45
Multi-Fiber Switch Certification Add-on Kits 46
Multi-Fiber Switch Models 46
FlowScout PON Optical Power Meter 47
FlowScout Included Accessories 48
Optical Loss Test Kits (SLP, SMLP, and CK Series) 49
Encircled Flux (EF) Compliant Test Kit and Light Source 50
Encircled Flux (EF) Reference Grade Test Cords 50
LED and Laser Light Sources (OLS and CSS1 Series) 51
OLS AC Power Supply 51
Optical Power Meters (OPM and CSM1 Series) 52
OPM Accessories 52

FIBER IDENTIFICATION 53

MFIS Multi-Fiber Identification System 54
MFIS Ordering 54
MFIS Accessories 54
OFI-BIPM & OFI-BIPMe Optical Fiber Identifiers 56
OFI-BIPM/-BIPMe Power Meter Port Adapters 56
OFI- 200D and OFI-400 Optical Fiber Identifiers 56
OFI-200D and OFI-400 Accessories 56
VFI4 Visual Fault Identifiers 57
VFI4 Accessories 58
MT Tracer (12-fiber VFI and Display) 58

Test Management and Reporting Software 59

FlexReporter Software Suite 60
aeRos® Cloud-based Test Management and Reporting 61
TRM® 3 Test Results Manager 61

Adapter Caps & Accessories 62

Adapter Caps for OPM Ports and OFS300-200 62
Adapter Caps for OFS300-200 Only 62
Test Jumpers 63
Mating Adapters 63
Mandrels for Multimode Link Testing 63

TABLE OF CONTENTS

Return Loss Test Sets Accessories 63
Power Supply Cords for AC Chargers 63
Accessories for Discontinued Products..... 64

Calibration Services 66

Calibration and Repair Facilities 67
Extended Warranty Options 68

Terms and Conditions 69

Revision Changes History 70

July 15, 2022

RELEASE HIGHLIGHTS

FlexReporter Software Suite

Comprehensive Cloud-based Analysis and Reporting Tools

FlexReporter software suite works with AFL Test and Inspection instruments to provide a simple-to-use, high performance cloud enabled reporting platform. FlexReporter combines FlexApp, a mobile App that wirelessly transfers test results to FlexReporter-Cloud from the field with FlexReports, a fast, comprehensive, 3-step PC software reporting solution. The FlexReporter software suite was developed to make the complicated task of reporting faster, simpler, and easy-to-use.

FlexReports is a Windows®-compatible PC software that provides comprehensive test results analysis and reporting for AFL FlexScan OTDRs, FOCIS inspection systems, OLTS, and OPM products. It is available in both Basic and Advanced versions. FlexReports Basic software enables users to quickly view and analyze results. It allows users to generate simple single-fiber OTDR and OLTS reports and includes a 60-day Advanced trial that includes full reporting and OTDR Trace Batch Editing. FlexReports Advanced is a full featured reporting and post-processing solution for generation of professional acceptance reports using Industry Standards. It enables users to generate reports showing dual-wavelength traces and event tables, end-face image, event map and loss data for each fiber. Users can apply Pass/Fail thresholds to OTDR event, OLTS measurements, and create and apply application rules per Industry Standards. FlexReports OTDR Trace Batch Editor enables users to edit and analyze multiple trace files simultaneously.

FlexApp is a mobile Android and iOS App that supports AFL's FlexScan® OTDRs and FOCIS connector inspection products (FOCIS Flex, FOCIS Lightning). FlexApp wirelessly transfers test results from any FlexScan OTDR or FOCIS inspection probe directly to FlexReporter-Cloud from the field for subsequent analysis, editing, and reports generation with FlexReports PC software.

See "Test Management and Reporting Software" on page 59.

Splicing & Test Equipment

OTDRs & TROUBLESHOOTERS

July 15, 2022

OTDRs and Troubleshooters Selection Guide

PC Software

Mobile App

FlexScan® FS300

FlexScan® FS200

FlexScan® TS100

Model	Point-to-Point Networks/Fiber Type					FTTx PON				OTDR/Troubleshooter Performance									Integrated Peripherals				Reporting		
	MMF/SMF		SMF			SMF																			
	Data Center	LAN	Core	Metro	Access	Dark	Live	Test To Splitter	Test Through Splitter	Wavelengths (nm)	Dynamic Range (dB)	Dead zone EDZ/ ADZ (m)	SmartAuto®	Expert & Real-time	LinkMap®	FleXpress®	Trace View	MPO Switch Control	OLS	Broadband OPM	Dual-λ PON OPM	VFL	FlexReports	iOS & Android FlexApp	Inspection
FlexScan FS300 Quad OTDR																									
FS300-325	◆	◆	◆	◆	◆	◆		◆	◆	850/1300/1310/1550	29/29/37/36	0.5/3.5	◆	◆	◆		◆	◆	◆	◆		◆	◆	◆	◆
FlexScan FS200 SM OTDR																									
FS200-60				◆	◆	◆	◆	◆	◆	1650	37	0.8/3.6	◆	◆	◆		◆	◆		◆		◆	◆	◆	◆
FS200-100				◆	◆	◆		◆		1310/1550	32/30	0.8/3.6	◆	◆	◆		◆	◆	◆	◆		◆	◆	◆	◆
FS200-300			◆	◆	◆	◆		◆	◆	1310/1550	37/36	0.8/3.5	◆	◆	◆	◆	◆	◆	◆	◆		◆	◆	◆	◆
FS200-303			◆	◆	◆	◆	◆	◆	◆	1310/1550/1625	37/36/37	0.8/3.5	◆	◆	◆	◆	◆	◆	◆	◆		◆	◆	◆	◆
FS200-304			◆	◆	◆	◆	◆	◆	◆	1310/1550/1650	37/36/37	0.8/3.5	◆	◆	◆	◆	◆	◆	◆	◆		◆	◆	◆	◆
FlexScan TS100 Troubleshooter																									
TS100-60					◆	◆	◆	◆		1650	Note 'a'	Note 'b'	◆		◆	◆			◆	◆	◆	◆	◆	◆	◆
TS100-70					◆	◆	◆	◆	◆	1650	Note 'a'	Note 'b'	◆		◆	◆			◆	◆	◆	◆	◆	◆	◆
TS100-75					◆	◆	◆	◆	◆	1625 with 1650 filter	Note 'a'	Note 'b'	◆		◆	◆			◆	◆	◆	◆	◆	◆	◆

Notes

a. See TS100 data sheet for measurement range specifications.

b. See TS100 data sheet for event detection specifications.

FlexScan FS300 Quad OTDR

Easily Locate and Resolve Optical Network Faults

All-in-one solution that automates test setup, shortens test time, and simplifies results interpretation!

Specifications

- Wavelengths: MM 850/1300, SM 1310/1550
- Network Type: Point-to-Point and PON up to 1:64
- Dynamic Range: MM ≥29/29 dB, SM ≥37/36 dB
- Event Dead Zone: ≤0.8 m
- Range Settings: MM 250 m to 30 km, SM 250 m to 240 km
- Data Points: Up to 300,000
- Internal Storage: 4 GB (≥1,000 traces)

The FlexScan FS300 OTDR enables both expert and novice technicians to quickly and accurately locate, identify and measure components and faults on either single-mode or multimode optical networks.

The pocket-sized FlexScan FS300 includes an integrated optical light source, power meter and visual fault locater (VFL). It can be easily coupled with AFL's award-winning FOCIS inspection probes or optical fiber identifiers (OFI) to give technicians everything they need to locate and resolve any optical network issues.

FlexScan SmartAuto tests utilize multi-pulse acquisition to obtain high-resolution without sacrificing measurement range. Test results are clearly displayed on the large 5-inch touchscreen with color-coded LinkMap® icons providing network configuration and pass/fail status at a glance.

Professional reports can be generated using either integrated Print-to-PDF or free Windows-compatible FlexReports Basic Test Results Manager software with 60-day reports trial or optional FlexReports Advanced with full reporting capability. Results can be transferred from FlexScan by USB cable or wirelessly using the free FlexApp (iOS or Android).

AFL

Contact sales@AFLglobal.com

July 15, 2022

FLEXSCAN® OTDRS

FS300 Quad OTDR with SmartAuto® and LinkMap®

All the benefits of FlexScan ***PLUS…***

- Quad OTDR (850/1300 multimode and 1310/1550 single-mode, including FTTH PON test)
- Larger, higher resolution display (5", 800 x 480)
- Gesture-recognition touchscreen (swipe-to-pan, pinch-to-zoom)
- Integrated Print-to-PDF
- Auto-save and auto-send
- User-replaceable, longer life battery

FlexScan FS300 models are available in six kit configurations: Basic, PLUS, PRO, BIPM, SMPO, and MMPO.

- All kits include FS300 with AC charger, battery, carry strap, SC/2.5 mm connector adapters, FlexReports SW, quick reference user guide, and carry case
- PLUS Kits add 150 m fiber rings and One-Click Cleaner
- PRO Kits additionally include a FOCIS Flex auto-focusing connector inspection probe with IEC pass/fail analysis and two adapter tips
- BIPM Kits expand on PRO Kits by adding a bend-insensitive fiber identifier with optical power meter
- SMPO Kits include FS300, single-mode MFS Switch, single-mode 150 m fiber ring (SC/APC to SC/APC), single-mode MPO launch cable (unpinned) to user-selected male (pinned) or female (unpinned) MPO connector, FlexReports Advanced, One-Click Cleaners (single-fiber and MPO), carry case that allows FlexScan, MFS Switch, and fiber rings to be connected, operated in the carry case and remain configured during transport
- MMPO Kits include FS300, multimode MFS Switch, OM3/4/5-compatible 150 m fiber ring (SC to SC), multimode MPO launch cable (unpinned) to user-selected male (pinned) or female (unpinned) MPO connector, FlexReports Advanced, One-Click Cleaners (single fiber and MPO), carry case that allows FlexScan, MFS Switch, and fiber rings to be connected, operated in the carry case and remain configured during transport

FlexScans equipped with Bluetooth option (W1) support Bluetooth transfer of results via iOS or Android FlexApp for remote reporting using FlexReports. The FlexApp is available as a free download from 'iOS App Store' or 'Google play' store.

PC Software

FlexScan Basic Kit

FlexScan Plus Kit

FlexScan PRO Kit

FlexScan BIPM Kit

FlexScan MPO Kit

FlexScan FS300 Ordering Information

AFL NO.	OTDR/OLS λ (nm)	PON OTDR	OLS/ OPM	BT/ Wi-Fi						
FS300-325-[Kit]-P0-W0	850/1300 MM; 1310/1550 SM	◆								
FS300-325-[Kit]-P0-W1	850/1300 MM; 1310/1550 SM	◆		◆						
FS300-325-[Kit]-P1-W0	850/1300 MM; 1310/1550 SM	◆	◆							
FS300-325-[Kit]-P1-W1	850/1300 MM; 1310/1550 SM	◆	◆	◆						

FlexScan FS300 Quad OTDR Kit Configuration - [KIT]

[KIT]	FS300 Kit Configuration / Kit Contents
BAS[a]	Includes: FS300, soft case, FlexReports Basic software with 60-day Advanced software trial , USB cable
PLUS	Includes: BAS Kit plus 150 m SMF & MMF fiber rings, One-Click Cleaner, upgrade to FlexReports Advanced, user-selected soft or hard carry case
PRO	Includes: PLUS Kit plus FOCIS Flex with two user-selected adapter tips
BIPM	Includes: PRO Kit plus OFI-BIPMe
SMPO	Includes: FS300, SMF MFS Multi-Fiber Switch, SMF 150 m fiber ring (SC/APC to SC/APC), SMF MPO launch cable (unpinned) to user-selected male (pinned) or female (unpinned) MPO connector, FlexReports Advanced, One-Click Cleaners (single-fiber and MPO), carry case that allows FlexScan, MFS Switch, and fiber rings to be connected, operated in the carry case and remain configured during transport
MMPO	Includes: FS300, MMF MFS Multi-Fiber Switch, OM3/4/5-compatible 150 m fiber ring (SC to SC), MMF MPO launch cable (unpinned) to user-selected male (pinned) or female (unpinned) MPO connector, FlexReports Advanced, One-Click Cleaners (single fiber and MPO), carry case that allows FlexScan, MFS Switch, and fiber rings to be connected, operated in the carry case and remain configured during transport

Notes:

a. Test results can be off-loaded via USB cable or transferred wirelessly to the FlexReporter-Cloud (W1 option) using the FlexApp (free iOS or Android) for future reports generation with FlexReports software. FlexReports Advanced provides batch-processing of test results and professional reports generation. FlexReports Basic provides result viewing and a 60-day trail of Advanced license. User can opt to upgrade FlexReports Basic to Advanced after purchase.

FlexScan FS300 Accessories and Connector Adapters

See sections "FlexScan® FS200, FS300, and TS100 Accessories and Connector Adapters" on page 18.

July 15, 2022

FlexScan® FS300-325 Order Entry

FS300-325 Basic, Plus, PRO, BIPM Kits Order Entry: **FS300-325-[KIT]-[Pn]-[Wn]-[C]-[CC]-[LNG]-[AC]-[SMFR]-[MMFR]-[TIP]**

FS300-325 MPO Kits (SMF and MMF) Order Entry: **FS300-325-[MKIT]-P1-[Wn]-[LNG]-[AC]-[MPOC]**

Where:

[KIT]	FS300-325 Kit Configuration / Kit Contents
BAS	Includes: FS300, soft case, FlexReports Basic with 60-day Advanced license trial, USB cable[a]
PLUS	Includes: BAS Kit plus 150 m SMF & MMF Fiber Rings, One-Click Cleaner, upgrade to FlexReports Advanced, user-selected soft or hard carry case
PRO	Includes: PLUS Kit plus FOCIS Flex with two user-selected adapter tips
BIPM	Includes: PRO Kit plus OFI-BIPMe

[MKIT]	FS300-325 MPO Kit Configuration / Kit Contents
SMPO	Single-mode MPO test Kit (see SMPO Kit details on preceding page)
MMPO	Multimode MPO test Kit (see MMPO Kit details on preceding page)

[Pn]	Optical Light Source (OLS) and Optical Power Meter (OPM)
P0	No OLS, no OPM
P1	850/1300 MM; 1310/1550 SM Source and Power Meter

[Wn]	Bluetooth / Wi-Fi Configuration
W0	No Bluetooth or Wi-Fi
W1[b]	Includes Wi-Fi and Bluetooth

[C]	OTDR / Source Connector Type
A	APC (recommended)
U	UPC

[CC][c]	Carry Case Option
S1	Large soft case for FlexScan, Fiber Rings, FOCIS Flex, OFI-BIPM, accessories (Plus, PRO, BIPM Kits only)
S2	Standard soft case for FlexScan, Fiber Rings, FOCIS Flex, accessories (Basic, Plus, PRO Kits only)
H1	Hard carry case (Plus, PRO, BIPM Kits only)

[LNG]	Language Option
ENG	English
CHS	Chinese Simplified
CHT	Chinese Traditional
CZE	Czech
DEU	German
DNK	Danish
FIN	Finnish
FRA	French
ITA	Italian

[LNG]	Language Option
JPN	Japanese
KOR	Korean
NOR	Norwegian
POL	Polish
POR	Portuguese
SPA	Spanish
TUR	Turkish
VNM	Vietnamese

[AC]	Destination Country	AC Plugs
US	USA	2-pin, US
EU	European Union	2-pin, EU
UK	United Kingdom	3-pin, UK
CN	China, Australia	2-pin, SAA

[SMFR]	150 m SMF Fiber Ring
Absent	N/A in Basic Kits
USC/USC	FR-SMF-150-USC-USC
USC/UFC	FR-SMF-150-USC-UFC
USC/ULC	FR-SMF-150-USC-ULC
USC/UST	FR-SMF-150-USC-UST
USC/ASC	FR-SMF-150-USC-ASC
USC/AFC	FR-SMF-150-USC-AFC
USC/ALC	FR-SMF-150-USC-ALC
USC/UE2	FR-SMF-150-USC-UE2
ASC/UFC	FR-SMF-150-ASC-UFC
ASC/ULC	FR-SMF-150-ASC-ULC
ASC/UST	FR-SMF-150-ASC-UST
ASC/ASC	FR-SMF-150-ASC-ASC
ASC/AFC	FR-SMF-150-ASC-AFC
ASC/ALC	FR-SMF-150-ASC-ALC
ASC/AE2	FR-SMF-150-ASC-AE2

[MMFR]	150 m OM1 62.5 µm MMF Fiber Ring
Absent	N/A in Basic Kits
USC/UST1	FR-OM1-150-USC-UST
USC/USC1	FR-OM1-150-USC-USC
USC/ULC1	FR-OM1-150-USC-ULC
USC/UFC1	FR-OM1-150-USC-UFC

[MMFR]	150 m OM2 50 µm MMF Fiber Ring
Absent	N/A in Basic Kits
USC/UST2	FR-OM2-150-USC-UST
USC/USC2	FR-OM2-150-USC-USC
USC/ULC2	FR-OM2-150-USC-ULC
USC/UFC2	FR-OM2-150-USC-UFC

[MMFR]	150 m OM3/4/5 - Compatible Fiber Ring
Absent	N/A in Basic Kits
USC/UST3	FR-OM3-150-USC-UST
USC/USC3	FR-OM3-150-USC-USC
USC/ULC3	FR-OM3-150-USC-ULC
USC/UFC3	FR-OM3-150-USC-UFC

[TIP]	FOCIS Flex Tips and Cleaning (PRO, BI, BIPM Kits only)
Absent	Option not available in Basic and PLUS Kits
SC	SC/UPC bulkhead tip, 2.5 mm UPC ferrule tip, 2.5 mm One-Click
FC	FC/UPC bulkhead tip, 2.5 mm UPC ferrule tip, 2.5 mm One-Click
LC	LC/UPC bulkhead tip, 1.25 mm UPC ferrule tip, 1.25 mm One-Click
ASC	SC/APC bulkhead tip, 2.5 mm APC ferrule tip, 2.5 mm One-Click
AFC	FC/APC bulkhead tip, 2.5 mm APC ferrule tip, 2.5 mm One-Click
ALC	LC/APC bulkhead tip, 1.25 mm APC ferrule tip, 1.25 mm One-Click

[MPOC]	MPO Launch Cable Network Connector
F	Female (unpinned) to Female (unpinned)
M	Female (unpinned) to Male (pinned)

Notes:

a. Test results can be off-loaded via USB cable or transferred wirelessly to the FlexReporter-Cloud (W1 option) using the FlexApp for future reports generation with FlexReports software.

b. FlexScans equipped with Bluetooth option (W1) support Bluetooth transfer of results via FlexApp for remote reporting using FlexReports.

c. Basic Kit always ships with S1 (Standard Soft Case); MPO Kit always ships with MPO-specific soft case..

FlexScan® FS200

Award Winning Pocket-Sized Singlemode OTDR

Measure fiber attenuation and identify connectors, splices, cable ends & issues such as bends or breaks

Specifications

- Wavelengths: Single, dual, triple (1310, 1550, 1650 nm)
- Network Type: Point-to-Point and/or FTTH PON
- Dynamic Range: Up to 37 dB
- Internal Storage: 4 GB (>1000 traces)
- Size: 86 x 160 x 43 mm; Weight: 0.4 kg
- Battery Life: >12 hours, Telcordia test conditions
- Display: Color touchscreen 4.3 in LCD
- Available with field-replaceable Port Saver
- USB, Bluetooth, and Wi-Fi interfaces

The FlexScan FS200 is a family of performance-packed single-mode OTDRs which provide fast, accurate fiber characterization and fault location for point-to-point and FTTH PON networks.

FlexScan FS200 OTDRs automate test setup, simplify results interpretation, and shorten test time, all at an affordable price point. AFL's SmartAuto® mode requires just the push of a button to test the network. Results are clearly displayed on the large touchscreen using color-coded LinkMap® icons that show network configuration and pass/fail status at a glance. Our new FleXpress® mode completes dual-wavelength tests in under 5 seconds – 10 x faster than other OTDRs!

The integrated light source, power meter and VFL, along with an optional connector inspection scope, provide both expert and novice technicians everything they need to locate and resolve optical network issues.

Results can be stored internally, saved to a USB, and uploaded via USB cable, Bluetooth (via FlexApp), or Wi-Fi (via FS200 Wi-Fi Link) for real-time reporting using AFL's free Windows-compatible FlexReports Basic Test Results Manager software with 60-day reports trial or optional FlexReports Advanced with full reporting capability.

AFL

Contact sales@AFLglobal.com

July 15, 2022

NEW
Wi-Fi Link for real-time reporting via FlexReports

FlexScan OTDR

AFL FlexApp
Google play
Available on the App Store

AFL Flex Reports
PC Software

FlexScan Basic Kit

FlexScan Plus Kit

FlexScan PRO Kit

FlexScan MPO Kit

FS200 SMF OTDR with SmartAuto®, FleXpress® and LinkMap®

Combining SmartAuto network-optimized event detection and analysis with its intuitive LinkMap view of the tested network, AFL's FlexScan OTDRs enable even novice technicians to quickly and easily troubleshoot or fully characterize optical fiber networks. Have dozens of fibers to test? Reduce test time more than 10x, completing dual-wavelength OTDR tests in <5 seconds using new FleXpress fast test! For even faster testing, use FlexScan's new integrated MPO switch control to automate multi-fiber testing.

FlexScans equipped with Bluetooth option (W1) support Bluetooth transfer of results via iOS or Android FlexApp for remote reporting using FlexReports. The FlexApp is available as a free download from 'iOS App Store' or 'Google play' store.

FlexScan FS200 family offers the following models with integrated VFL, two USB ports plus optional source, power meter, Bluetooth® and Wi-Fi communications:

- **FS200-60**: 1650 nm Live PON Troubleshooting OTDR
- **FS200-100**: 1310/1550 Point-to-Point Verification and Troubleshooting OTDR
- **FS200-300**: 1310/1550 PON and Point-to-Point Verification and Troubleshooting OTDR with FleXpress and MPO Switch control
- **FS200-303:** 1310/1550/1625 PON and Point-to-Point Verification and Troubleshooting OTDR with FleXpress and MPO Switch control
- **FS200-304**: 1310/1550/1650 PON and Point-to-Point Verification and Troubleshooting OTDR with FleXpress and MPO Switch control

AFL NO.	OTDR/Source λ (nm)	PON OTDR		OLS/OPM	BT/Wi-Fi						
		Dark	Live								
FS200-60-[Kit]-P0-W0	1650	◆	◆								
FS200-100-[Kit]-P0-W0	1310/1550										
FS200-100-[Kit]-P1-W1	1310/1550			◆	◆						
FS200-300-[Kit]-P0-W1	1310/1550	◆			◆						
FS200-300-[Kit]-P1-W1	1310/1550	◆		◆	◆						
FS200-303-[Kit]-P1-W0	1310/1550/1625	◆	◆	◆							
FS200-303-[Kit]-P1-W1	1310/1550/1625	◆	◆	◆	◆						
FS200-304-[Kit]-P0-W1	1310/1550/1650	◆	◆		◆						
FS200-304-[Kit]-P1-W0	1310/1550/1650	◆	◆	◆							
FS200-304-[Kit]-P1-W1	1310/1550/1650	◆	◆	◆	◆						

FlexScan FS200 Kit Configuration - [KIT]

[KIT]	FS200 Kit Configuration / Kit Contents
BAS[a]	Includes: FS200, FlexReports Basic software with 60-day Advanced software trial, USB cable, soft case
PLUS	Includes: BAS Kit plus 150 m SMF Fiber Ring, One-Click Cleaner, upgrade to FlexReports Advanced, soft or hard carry case
PRO	Includes: PLUS Kit plus FOCIS Flex with two user-selected adapter tips
FTTH-PRO	Includes: BAS Kit plus 150 m SC/APC and LC/APC Fiber Rings, FOCIS Flex plus SC/APC & LC/APC bulkhead and ferrule adapters, SC & LC One-Click Cleaners, Port Saver, FlexReports Advanced, soft or hard carry case (FS200-303/304 only)
BIPM	Includes: PRO Kit plus OFI-BIPMe
MPO	Includes: FS200, MFS Multi-Fiber Switch, MPO launch cable, OTDR-to-Switch launch cable, OTDR-to-Switch USB cable, FlexReports Advanced

Notes:

a. Test results can be off-loaded via USB cable or transferred wirelessly to the FlexReporter-Cloud (W1 option) using the FlexApp (free iOS or Android) for future reports generation with FlexReports software. FlexReports Advanced provides batch-processing of test results and professional reports generation. FlexReports Basic provides result viewing and a 60-day trail of Advanced license. User can opt to upgrade FlexReports Basic to Advanced after purchase.

FlexScan FS200 Accessories and Connector Adapters

See sections "FlexScan® FS200, FS300, and TS100 Accessories and Connector Adapters" on page 18.

July 15, 2022

FlexScan® FS200 Order Entry

All kits include a FlexScan FS200 with AC charger, battery, carry strap, SC/2.5 mm connector adapters, FlexReports, USB cable, and carry case.

FS200-XXX-Basic, Plus, PRO, BIPM Kits Order Entry: **FS200-[MOD]-[KIT]-[PW]-[C]-[CC]-[LNG]-[AC]-[FR]-[TIP]**

FS200-XXX-MPO Kits Order Entry: **FS200-[MOD]-MPO-P1-W1-[C]-[LNG]-[AC]-[MPOC]**

FS200-303/304-FTTH-PRO-Kits Order Entry: **FS200-[MOD]-FTTH-PRO-[CC]-[LNG]-[AC]** where:

[MOD]	FS200 FlexScan OTDR Configuration
60	1650 nm only Live PON Troubleshooting OTDR
100	1310/1550 nm Verification and Troubleshooting OTDR
300	1310/1550 Pt-to-Pt and PON Verification and Troubleshooting OTDR
303	1310/1550/1625 Pt-to-Pt and PON Verification and Troubleshooting OTDR
304	1310/1550/1650 Pt-to-Pt and PON Verification and Troubleshooting OTDR

[KIT]	FS200 FlexScan Kit Configuration / Kit Contents
BAS	Includes: FS200, FlexReports Basic with 60-day Advanced license trial, USB cable[a], soft case
PLUS	Includes: BAS Kit plus 150 m SMF Fiber Rings, One-Click Cleaner, upgrade to FlexReports Advanced, soft or hard carry case
PRO	Includes: PLUS Kit plus FOCIS Flex with two user-selected adapter tips
FTTH-PRO	Includes: BAS Kit plus 150 m SC/APC and LC/APC Fiber Rings, FOCIS Flex plus SC/APC & LC/APC bulkhead and ferrule adapters, SC & LC One-Click Cleaners, Port Saver, FlexReports Advanced, soft or hard carry case (FS200-303/304 only)
BIPM	Includes: PRO Kit plus OFI-BIPMe
MPO	Includes: FS200, MFS Multi-Fiber Switch, MPO launch cable, OTDR-to-Switch launch cable, OTDR-to-Switch USB cable, FlexReports Advanced

[PW]	Power Meter / Wireless Option
P0-W0	No Source, Power Meter, or Bluetooth/Wi-Fi (-50B/60/100 only)
P0-W1[b]	No Source, Power Meter; Includes Bluetooth/Wi-Fi (FS200-300/304)
P1-W0	No Bluetooth/Wi-Fi (FS200-303/304 only); Includes Source, Power Meter
P1-W1[b]	Includes Source, Power Meter, Bluetooth/Wi-Fi (all models except -50B)

[C]	OTDR / Source Connector Type
A	APC (recommended)
U	UPC (available in all models except FS200-60)

[CC][c]	Carry Case Option (PLUS, PRO, FTTH-PRO, BIPM Kits)
S1	Large soft case for FS200, Fiber Ring, FOCIS Flex, OFI-BIPMe, accessories
S2	Medium soft case for FS200, Fiber Ring, FOCIS Flex, accessories
H1	Hard carry case for FS200, Fiber Ring, FOCIS Flex, OFI-BIPMe, accessories

[LNG]	Language Option
ENG	English
CHS	Chinese Simplified
CHT	Chinese Traditional
CZE	Czech
DEU	German
DNK	Danish
FIN	Finnish
FRA	French
ITA	Italian

[LNG]	Language Option
JPN	Japanese
KOR	Korean
NOR	Norwegian
POL	Polish
POR	Portuguese
SPA	Spanish
TUR	Turkish
VNM	Vietnamese

[AC]	Destination Country	AC Plugs
US	USA	2-pin, US
EU	European Union	2-pin, EU
UK	United Kingdom	3-pin, UK
CN	China, Australia	2-pin, SAA

[FR][d]	150 m SMF Fiber Ring Configuration
Absent	N/A in Basic Kits
USC/USC	FR-SMF-150-USC-USC
USC/UFC	FR-SMF-150-USC-UFC
USC/ULC	FR-SMF-150-USC-ULC
USC/UST	FR-SMF-150-USC-UST
USC/ASC	FR-SMF-150-USC-ASC
USC/AFC	FR-SMF-150-USC-AFC
USC/ALC	FR-SMF-150-USC-ALC
USC/UE2	FR-SMF-150-USC-UE2
ASC/UFC	FR-SMF-150-ASC-UFC
ASC/ULC	FR-SMF-150-ASC-ULC
ASC/UST	FR-SMF-150-ASC-UST
ASC/ASC	FR-SMF-150-ASC-ASC
ASC/AFC	FR-SMF-150-ASC-AFC
ASC/ALC	FR-SMF-150-ASC-ALC
ASC/AE2	FR-SMF-150-ASC-AE2

[TIP][e]	FOCIS Flex Tips and Cleaning (PRO only)
Absent	Option not available in Basic and PLUS Kits
SC	SC/UPC bulkhead tip, 2.5 mm UPC ferrule tip, 2.5 mm cleaning
FC	FC/UPC bulkhead tip, 2.5 mm UPC ferrule tip, 2.5 mm cleaning
LC	LC/UPC bulkhead tip, 1.25 mm UPC ferrule tip, 1.25 mm cleaning
ASC	SC/APC bulkhead tip, 2.5 mm APC ferrule tip, 2.5 mm cleaning
AFC	FC/APC bulkhead tip, 2.5 mm APC ferrule tip, 2.5 mm cleaning
ALC	LC/APC bulkhead tip, 1.25 mm APC ferrule tip, 1.25 mm cleaning

[MPOC]	MPO Launch Cable Network Connector
F	Female (unpinned) to Female (unpinned)
M	Female (unpinned) to Male (pinned)

Notes:

a. Results can be transferred from FlexScan OTDR to FlexReports using USB cable, or performed wirelessly (W1 option) after downloading free FlexApp. The FlexApp is available as a free download from 'Google play' or 'App Store'.

b. FlexScans equipped with Bluetooth option (W1) support Bluetooth transfer of results via FlexApp for remote reporting using FlexReports.

c. Basic Kit always ships with S2 (Medium Soft Case); MPO Kit always ships with MPO-specific soft case.

FlexScan® TS100

One-Touch FTTH PON Troubleshooter

Avoid extended downtime and additional truckrolls with the easy-to-use TS100 designed for frontline technicians

Specifications

- Wavelengths: 1650 nm filtered live PON Troubleshooter
- Network Type: Point-to-Point and/or FTTH PON
- Integrated GPON/10GPON PON Power Meter
- Test Range: Up to 40 km
- Test Time: Length, Loss, ORL, faults to end or Splitter ≤3 sec
- Results Storage: 4 GB internal memory
- Size: 86 x 160 x 43 mm and weighs 0.4 kg
- Battery Life: >12 hours, Telcordia test conditions
- Display: 4.3 inch color touchscreen LCD
- Available with field-replaceable Port Saver

AFL's FlexScan TS100 is a family of pocket-sized optical troubleshooters for frontline service technicians to enable them to quickly verify or diagnose GPON, video and XG/XGS-PON or 10GEPON networks.

It features automated setup, ultra-fast fault location, and color-coded icons that enable even novices to diagnose and repair single-mode networks like experts.

TS100 measures downstream PON power, link length, loss, and ORL in under three seconds with the push of a button. Technicians then simply touch any failed measurements to get information on what to do about it.

Test results may be stored internally or externally and easily shared via USB or Bluetooth. AFL's free Windows-compatible FlexReports Basic Test Results Manager software with 60-day reports trial or optional FlexReports Advanced with full reporting capability quickly generates easy-to-understand reports.

Service providers, MSOs, and contractors love FlexScan TS100 because it automates testing, shortens test time, interprets results, and recommends corrective actions - improving the efficiency of their frontline technicians and reducing costs.

AFL

Contact sales@AFLglobal.com

July 15, 2022

FlexScan TS100

PC Software

FlexScan Basic Kit

FlexScan Plus Kit

FlexScan PRO Kit

FlexScan® TS100 FTTH PON Troubleshooter

AFL's FlexScan TS100 Optical Troubleshooter is an easy-to-use, all-in-one tool for detecting, identifying, locating, and resolving single-mode optical network issues. The TS100 provides auto-configured settings to quickly measure received power, link length, loss, ORL and detect events with the push of a button. Results are displayed within seconds using color-coded LinkMap® icons for easy analysis. The FlexScan TS100 automates testing, shortens test time, interprets results, and recommends corrective actions, improving efficiency of frontline technicians and reducing costs.

Higher performance TS100-70 FlexScans can test through splitters up to 1:64, measure splitter loss and compare it to user-settable min/max loss limits, enabling technicians to detect dirty or damaged connections or macro-bends at the splitter.

The lower cost FlexScan TS100-60 will test to the splitter but not through the splitter. Consequently, it will not detect and report macro-bends or poor connections at the splitter which cause excess loss through the splitter.

TS100s are available with a field-replaceable connector, which accepts tool-free, interchangeable connector adapters. Users are able to replace the connector in the field if damaged when mating dirty or damaged connectors to the TS100. The field-replaceable connector also allows users to convert the Troubleshooter port from APC to UPC or vice versa.

All TS100s include an integrated Light Source, Broadband and Dual-wavelength PON Power Meter, Visual Fault Locator (VFL), USB and optional Bluetooth interfaces. The Light Source generates CW, Wave ID and fiber-identifying tones, while the Power Meter automatically detects Wave ID and tones.

AFL NO.	Application	Test λ (nm)	Power Meter			
TS100-60-P2	PON to Splitter & Point-to-Point	1650 nm filtered	Broadband + PON			
TS100-70-P2	PON through Splitter & Point-to-Point	1650 nm filtered	Broadband + PON			
TS100-75-P2	PON through Splitter & Point-to-Point	1625 nm filtered with 1650 nm blocking filter	Broadband + PON			

FlexScan TS100 Kit Configuration - [KIT]

All kits include selected FlexScan TS100 with AC charger, battery, carry strap, SC/2.5 mm connector adapters, FlexReports, USB cable, and soft carry case. PLUS Kits add a 150 m Fiber Ring, One-Click cleaner, and upgrade to FlexReports Advanced software. PRO Kits add a FOCIS Flex auto-focusing connector inspection probe with IEC pass/fail analysis and two adapter tips. TS100s are manufactured with APC connectors.

[KIT]	TS100 Kit Configuration / Kit Contents
BAS[a]	Includes: TS100, soft case, FlexReports Basic software with 60-day Advanced software trial , USB cable
PLUS	Includes: BAS Kit plus 150 m Fiber Ring, One-Click Cleaner, upgrade to FlexReports Advanced
PRO	Includes: PLUS Kit plus FOCIS Flex with 2 adapter tips

Notes:

a. Test results can be off-loaded via USB cable or transferred wirelessly to the FlexReporter-Cloud (W1 option) using the FlexApp (free iOS or Android) for future reports generation with FlexReports software. FlexReports Advanced provides batch-processing of test results and professional reports generation. FlexReports Basic provides result viewing and a 60-day trail of Advanced license. User can opt to upgrade FlexReports Basic to Advanced after purchase.

FlexScan TS100 Accessories and Connector Adapters

See sections "FlexScan® FS200, FS300, and TS100 Accessories and Connector Adapters" on page 18.

July 15, 2022

FlexScan® TS100 Order Entry

TS100-[MOD]-[KIT]-[Pn]-[Wn]-[LNG]-[AC]-[FR]-[TIP] where:

[MOD]	TS100 Configuration
60	1650 nm filtered Live PON Troubleshooter; Test to Splitter
70	1650 nm filtered Live PON Troubleshooter; Test through Splitter
75	1625 nm filtered Live PON Troubleshooter with 1650 nm blocking filter; Test through Splitter

[KIT]	TS100 Kit Configuration/Kit Contents
BAS	Includes: TS100, soft case, FlexReports Basic with 60-day Advanced license trial, USB cable [a]
PLUS	Includes.: BAS Kit plus 150 m Fiber Ring, One-Click Cleaner, FlexReports Advanced
PRO	Includes: PLUS Kit plus FOCIS Flex with 2 adapter tips

[Pn]	Power Meter Option
P2	Broadband Power Meter plus dual-wavelength PON Power Meter for GPON / Video / XG/XGS/10GE PON

[Wn]	Bluetooth Wireless Option
W0	Disabled
W1 [b]	Installed and enabled

[LNG]	Language Option
ENG	English
CHS	Chinese Simplified
CHT	Chinese Traditional
CZE	Czech
DEU	German
DNK	Danish
FIN	Finnish
FRA	French

[LNG]	Language Option
ITA	Italian
JPN	Japanese
KOR	Korean
NOR	Norwegian
POL	Polish
POR	Portuguese
SPA	Spanish
TUR	Turkish

[AC]	Destination Country	AC Plugs
US	USA	2-pin, US
EU	European Union	2-pin, EU
UK	United Kingdom	3-pin, UK
CN	China, Australia	2-pin, SAA

[FR1]	150 m SMF Fiber Ring
Absent	N/A in Basic Kits
USC/USC	FR-SMF-150-USC-USC
USC/UFC	FR-SMF-150-USC-UFC
USC/ULC	FR-SMF-150-USC-ULC
USC/UST	FR-SMF-150-USC-UST
USC/ASC	FR-SMF-150-USC-ASC
USC/AFC	FR-SMF-150-USC-AFC
USC/ALC	FR-SMF-150-USC-ALC
USC/UE2	FR-SMF-150-USC-UE2
ASC/UFC	FR-SMF-150-ASC-UFC
ASC/ULC	FR-SMF-150-ASC-ULC
ASC/UST	FR-SMF-150-ASC-UST
ASC/ASC	FR-SMF-150-ASC-ASC
ASC/AFC	FR-SMF-150-ASC-AFC
ASC/ALC	FR-SMF-150-ASC-ALC
ASC/AE2	FR-SMF-150-ASC-AE2

[TIP]	FOCIS Flex Tips & Cleaning (PRO only)
Blank	Option not available in Basic and PLUS Kits
SC	SC-UPC bulkhead tip, 2.5 mm UPC ferrule tip, 2.5 mm One-Click
FC	FC-UPC bulkhead tip, 2.5 mm UPC ferrule tip, 2.5 mm One-Click
LC	LC-UPC bulkhead tip, 1.25 mm UPC ferrule tip, 1.25 mm One-Click
ASC	SC-APC bulkhead tip, 2.5 mm APC ferrule tip, 2.5 mm One-Click
AFC	FC-APC bulkhead tip, 2.5 mm APC ferrule tip, 2.5 mm One-Click
ALC	LC-APC bulkhead tip, 1.25 mm APC ferrule tip, 1.25 mm One-Click

Notes:

a. Results can be transferred from FlexScan to FlexReports using USB cable, or uploaded via Bluetooth using FlexApp downloaded from 'iOS App Store' or 'Google play' store.

b. FlexScans equipped with Bluetooth option (W1) support Bluetooth transfer of results via iOS or Android FlexApp for remote reporting using FlexReports.

Optical Ferrule Port Saver

Field-Replaceable OTDR Connector

Tired of expensive and time-consuming OTDR connector replacement? — Port Saver prevents ferrule damage and reduces equipment downtime!

Features

- Prevents damage to factory-installed OTDR ferrules
- Allows damaged connectors to be replaced in the field
- Supports APC and UPC ferrules and connectors

AFL's new Port Saver is a field-replaceable connector that protects FlexScan®-series OTDR's ferrule from damage due to repeated mating.

Protect your OTDR ports from damage due to mating with dirty or damaged launch cables or patch cords or normal wear-and-tear. Equip your FlexScan FS200 or FS300 OTDR or TS100 Troubleshooter with a field-replaceable connector which installs in seconds and accepts AFL's tool-free interchangeable SC, LC, FC and ST connector adapters.

Replace damaged connectors in the field: When normal wear-and-tear or poor cleaning practices damage the port saver's end-face, replace it in seconds without having to return the OTDR to a service center for an expensive and time-consuming repair.

Contact your local AFL representative to learn more about the Field-Replaceable OTDR Connector.

Contact sales@AFLglobal.com

July 15, 2022

NEW

Field-replaceable connector adapters

2900-58-0001MR

2900-58-0002MR

2900-58-0003MR

2900-58-0004MR

Fiber Ring, page 20

NS Bench Top Model, page 19

NSR Rack-mountable Model, page 19

FlexScan® FS200, FS300, and TS100 Accessories and Connector Adapters

AFL NO.	Accessories | Description		Compatible With FS200	FS300	TS100
6000-00-0031MR	Cable, USB-micro B, 5 pin, 6 ft[a]		◆	◆	◆
4050-00-0931PR	AC charger 100-240 VAC to 5 VDC (specify [AC] option; see 'Order Entry')		◆	◆	◆
1400-05-0230PZ	FlexScan wrist strap		◆	◆	◆
1400-05-0231PZ	FlexScan neck strap, 36"		◆	◆	◆
1400-01-0111PZ	Soft carry case for FS200/TS100 Kits with FOCIS Flex and Fiber Ring		◆		◆
1400-01-0128PZ	Soft carry case for FS200/TS100 Kits with FOCIS Flex, OFI-BIPMe and Fiber Ring		◆		◆
1400-01-0134PZ	Hard carry case for FS200/TS100 Kits with FOCIS Flex, OFI-BIPMe and Fiber Ring		◆		◆
1400-01-0182PZ	Soft Carry Case for FS200 MPO Kit		◆		
1400-01-0167PZ	Soft carry case for FS300 with FOCIS, OFI and Fiber Ring			◆	
1400-01-0177PZ	Hard carry case for FS300 Kits with FOCIS, OFI and Fiber Ring			◆	
1400-20-0001PZ	Soft Carry Case for FS300-325 MPO Kits			◆	
1400-20-0002PZ	Soft carry case for FS300 with FOCIS, and Fiber Ring			◆	
3900-06-0902MR	FS300 extended temperature replacement battery			◆	
4050-00-0033MR	Vehicle charger, 12VDC to 5VDC @2A		◆	◆	◆
6000-00-0034PR	5V USB charging cable (1.5 m), type A to barrel (0.9 X 3.2 X 9 mm)		◆	◆	◆
RPTS-UP-TRM3-1	FLexReports Advanced, one seat, Upgrade from TRM® 3 Advanced on USB. Users must have TRM-3 Advanced license		◆	◆	◆
AFL NO.	**Connector Adapters Description**	**Test Port**	**FS200**	**FS300**	**TS100**
2900-58-0001MR	FlexScan-facing APC female to APC male field-replaceable Port Saver SMF	OTDR/OLS	◆	◆	◆
2900-58-0002MR	FlexScan-facing APC female to UPC male field-replaceable Port Saver SMF	OTDR/OLS	◆	◆	◆
2900-58-0003MR	FlexScan-facing UPC female to APC male field-replaceable Port Saver SMF	OTDR/OLS	◆	◆	◆
2900-58-0004MR	FlexScan-facing UPC female to UPC male field-replaceable Port Saver SMF	OTDR/OLS	◆	◆	◆
2900-58-0014MR	FlexScan-facing UPC female to UPC male field-replaceable Port Saverr, 50 µm MMF	OTDR/OLS	◆	◆	◆
2900-50-0002MR	FC	OTDR/OLS	◆	◆	◆
2900-50-0003MR	SC	OTDR/OLS	◆	◆ (incl)	◆
2900-50-0004MR	ST	OTDR/OLS	◆	◆	◆
2900-50-0006MR	LC	OTDR/OLS	◆	◆	◆
2900-50-0011MR	SC/APC	OTDR/OLS	◆ (incl)	◆ (incl)	◆ (incl)
2900-52-0001MR	FC	OPM	◆	◆	
2900-52-0002MR	SC	OPM	◆	◆	
2900-52-0003MR	ST	OPM	◆	◆	
2900-52-0004MR	LC	OPM	◆	◆	
2900-52-0005MR	2.5 mm Universal	OPM	◆ (incl)	◆ (incl)	
2900-52-0006MR	1.25 mm Universal	OPM	◆	◆	
2900-53-0001MR	2.5 mm Universal	FS200 VFL	◆ (incl)		◆ (incl)
2900-53-0002MR	1.25 mm Universal	FS200 VFL	◆		◆
2900-50-0007MR	2.5 mm Universal	FS300 VFL		◆ (incl)	
2900-50-0010MR	1.25 mm Universal	FS300 VFL		◆	
OFI-BIPMe	See "OFI-BIPM & OFI-BIPMe Optical Fiber Identifiers" on page 56				
FOCIS Flex	See "FOCIS Flex Fiber Optic Connector Inspection System" on page 25				
Fiber Rings	Coiled lengths of multimode or single-mode fiber packaged in compact rings for use as OTDR test cords. See page 20				
Network Simulators - Custom-designed bench top or rack mountable boxes intended to duplicate installed fiber optic networks. See page 19					
TJ-03 Temporary Splice - See "TJ-03 Temporary Splice" on page 22.					

Notes:

a. Results can be transferred from FlexScan to FlexReports using USB cable, or performed wirelessly after downloading IOS or Android FlexApp from 'iOS App Store' or 'Google play' store.

b. OTDR software updates are available for download on the www.AFLglobal.com –> Resources –> Software web page.

July 15, 2022

MFS- Multi-Fiber Switch

MFS Multi-Fiber Switch OTDR Add-on Kit

Single-mode and multimode Multi-Fiber Switches (MFS) are available to accelerate OTDR testing of MPO-connectorized, multi-fiber cables. OTDR MFS Add-on Kits include (1) MFS with MPO connector, (1) single-fiber Fiber Ring to connect OTDR to the switch, plus (1) MPO Fiber Ring. Select single-mode or multimode. See section "Multi-Fiber Switch Models" on page 46 for MFS details.

AFL NO.	Contains (ea.)			
	12F MFS Switch	Fiber Ring	MPO Fiber Ring	
MPO-SM-OTDR-ADD	MFS-12-SM-ASC, SM, SC/APC-MPO/APC pinned	SM, 150 m, SC-ASC or ASC-ASC (depending on OTDR connector)	12F, 61 m, MPO/APC-unpinned to MPO; Select pinned or unpinned network MPO connector	
MPO-MM-OTDR-ADD	MFS-12-MM-USC, MM, SC/UPC-MPO/UPC pinned	OM3/4/5-compatible, SC-SC, 150 m	12F, 61 m, MPO-unpinned to MPO; Select pinned or unpinned network MPO connector	

MFS Multi-Fiber Switch OTDR Add-on Kit Order Entry

Multimode OTDR Add-on Kit: MPO-MM-OTDR-ADD-[FRM] where:

[FRM] = multimode MPO fiber ring to connect MPO switch to multimode network under test

UF/UM = MPO/UPC unpinned to MPO/UPC pinned, Type A polarity

UF/UF = MPO/UPC unpinned to MPO/UPC unpinned, Type A polarity

Note: Multimode Add-on Kit always includes: 150 m, OM4, SC/UPC to SC/UPC fiber ring to connect multimode OTDR to multimode switch.

Single-mode OTDR Add-on Kit: MPO-SM-OTDR-ADD-[FR]-[FRM] where:

[FR] = single-mode fiber ring to connect OTDR to MPO Switch; Options:

USC/ASC = SC/UPC to SC/APC for FlexScan OTDRs equipped with SC/UPC single-mode connector

ASC/ASC = SC/APC to SC/APC for FlexScan OTDRs equipped with SC/APC connector

[FRM] = single-mode MPO fiber ring to connect MPO Switch to single-mode network under test

AF/AM = MPO/APC unpinned to MPO/APC pinned, Type A polarity

AF/AF = MPO/APC unpinned to MPO/APC unpinned, Type A polarity

NS Bench Top Model

NSR Rack-mountable Model

Custom-Designed Network Simulators

AFL network simulators are custom-designed bench-top or rack mountable boxes intended to duplicate installed fiber optic networks. Network simulators may be ordered with customer-specified lengths of multimode or single-mode fiber. Events such as connections, fusion splices, and mechanical splices can be added at various points within the fiber to duplicate installed networks. A variety of changeable panel mounted connector types are available. The bench top models can accommodate up to 15 km of fiber and the rack mountable cases can hold up to 100 km of fiber.

FTTx PON Simulator Kit

FTTx PON Simulator Kits

The FTTx PON Simulator Kit is designed to simulate a wide variety of FTTx PON architectures. It is field-configurable to implement both single splitter and distributed splitter PONs.

This field-portable kit may be used for lab or table-top FTTx PON demonstration, evaluation, and testing applications. The FTTx PON Simulator Kit is designed for a variety of users and applications, including network designers, fiber optic installation teams and trainers, equipment manufacturers, and sales engineers.

AFL NO.	Description	
PONS-00-0901PZ	FTTx PON Simulator Kit includes: (1) FTTx PON splitter box, (4) fiber rings, (3) SC/APC jumpers, (2) hybrid jumpers, (1) PON demo procedure, (1) carry case.	

July 15, 2022

Fiber Ring

OTDR Launch and Receive/Tail Cords - Fiber Rings

To measure the insertion loss of the near-end and/or far-end connection of a fiber optic link, an OTDR requires a launch and/or receive/tail test cord, which essentially are test jumpers that can range from about 150 m to 1 km in length. AFL offers coiled lengths of 50 µm and 62.5 µm multimode, standard single-mode fiber (G.652) and bend-insensitive fiber (G.657), packaged in compact rings for use as OTDR test cords. Fiber Rings of 150 m of fiber are ideal for premises fiber network test applications. Fiber Rings of 500 m and 1 km of single-mode fiber are designed for broadband, long-haul fiber network test applications and FTTH applications when testing through a splitter.

Fiber Rings Part Number Order Entry

Single Fiber (SM or MM) Fiber Rings

AFL NO. = [FR]-[FFF]-[LLLL]-[CC1]-[CC2],
where:

[FR] = Fiber Ring (single fiber)

[FFF] = Fiber Type

- SMF= Single-mode (G.652)
- BIF = Bend Insensitive (G.657)
- OM1 = 62.5 µm multimode
- OM2 = 50 µm multimode
- OM3 = 50 µm laser optimized
- OM4 = 50 µm laser optimized

[LLLL] = Fiber Length (meters)

- 150 = 150 m (492 ft)
- 500 = 500 m (1640 ft)
- 1000 = 1000 m (3280 ft)

[CC1] = Connector Configuration OTDR end (see below)

[CC2] = Connector Configuration Network end (see below)

MPO-terminated Multi-Fiber (SM or MM) Fiber Rings

AFL NO. = [FRM1]-[FF]-[LLLL]-[P]-[MC1]-[MC2], where:

[FRM1] = MPO-terminated 12-fiber fiber ring

[FF] = Fiber Type

- S2 = Standard single-mode (G.652)
- M4 = OM4 50 µm laser optimized

[LLLL] = Fiber Length (meters)

- 61 = 61 m (200 ft)

[P] = Polarity

- A = Type A polarity (straight through, fiber 1 to fiber 1)
- B = Type B polarity (fiber 1 to fiber 12)

[MC1], [MC2] = MPO Connector (OTDR end, Network end, respectively)

- AF = APC, female (unpinned)
- AM = APC, male (pinned)
- UF = UPC, female (unpinned)
- UM = UPC, male (pinned)

Supported Single Fiber Single-mode Fiber Ring Configurations

Connector Type		Standard SMF Fiber Rings		Special Order SMF Fiber Rings[a]	
ID	Description	CC1	CC2	CC1	CC2
USC	SC/UPC	◆	◆		
ASC	SC/APC	◆	◆		
ULC	LC/UPC		◆	◆	◆
ALC	LC/APC		◆	◆	◆
UFC	FC/UPC		◆	◆	◆
AFC	FC/APC		◆	◆	◆
UST	ST/UPC		◆	◆	◆
UE2	E2000/UPC		Special Order[a]		◆
AE2	E2000/APC		Special Order[a]		◆
OTA	OptiTap APC		Special Order[a]		
TRD	TRIDENT APC		Special Order[a]		

July 15, 2022

Supported Single Fiber Multimode Fiber Ring Configurations

Connector Type		Standard MMF Fiber Rings		Special Order MMF Fiber Rings[a]	
ID	Description	CC1	CC2	CC1	CC2
USC	SC/UPC	◆	◆		
ULC	LC/UPC		◆	◆	◆
UFC	FC/UPC		◆	◆	◆
UST	ST/UPC		◆	◆	◆
UE2	E2000/UPC		Special Order[a]		

Fiber Rings Ordering Information

Standard SMF Fiber Rings

AFL NO.	Description	Price
FR-SMF-150-CC1-CC2	Fiber Ring, 150 m, G.652 SMF, CC1-CC2	
FR-SMF-500-CC1-CC2	Fiber Ring, 500 m, G.652 SMF, CC1-CC2	
FR-SMF-1000-CC1-CC2	Fiber Ring, 1000 m, G.652 SMF, CC1-CC2	

Special Order SMF Fiber Rings[a]

AFL NO.	Description	Price
FR-SMF-150-CC1-CC2	Fiber Ring, 150 m, G.652 SMF, CC1-CC2	
FR-SMF-500-CC1-CC2	Fiber Ring, 500 m, G.652 SMF, CC1-CC2	
FR-SMF-1000-CC1-CC2	Fiber Ring, 1000 m, G.652 SMF, CC1-CC2	
FR-BIF-150-CC1-CC2	Fiber Ring, 150 m, G.657.A2 BIF, CC1-CC2	
FR-BIF-500-CC1-CC2	Fiber Ring, 500 m, G.657.A2 BIF, CC1-CC2	
FR-BIF-1000-CC1-CC2	Fiber Ring, 1000 m, G.657.A2 BIF, CC1-CC2	

Standard OM1, OM2, OM3, OM4 Multimode Fiber Rings

AFL NO.	Description	Price
FR-OM1-150-CC1-CC2	Fiber Ring, 150 m, OM1 (62.5 mm) MMF, CC1-CC2	
FR-OM2-150-CC1-CC2	Fiber Ring, 150 m, OM2 (50 mm) MMF, CC1-CC2	
FR-OM3-150-CC1-CC2	Fiber Ring, 150 m, OM3 (50 mm laser-optimized) MMF, CC1-CC2	
FR-OM4-150-CC1-CC2	Fiber Ring, 150 m, OM4 (50 mm laser-optimized) MMF, CC1-CC2	

Special Order OM1, OM2, OM3, OM4 Multimode Fiber Rings[a]

AFL NO.	Description	Price
FR-OM1-150-CC1-CC2	Fiber Ring, 150 m, OM1 (62.5 mm) MMF, CC1-CC2	
FR-OM2-150-CC1-CC2	Fiber Ring, 150 m, OM2 (50 mm) MMF, CC1-CC2	
FR-OM3-150-CC1-CC2	Fiber Ring, 150 m, OM3 (50 mm laser-optimized) MMF, CC1-CC2	
FR-OM4-150-CC1-CC2	Fiber Ring, 150 m, OM4 (50 mm laser-optimized) MMF, CC1-CC2	

Standard MPO-terminated Multi-fiber Single-mode and Multimode Fiber Rings[b]

AFL NO.	Description	Price
FRM1-S2-61-A-AF-AF	MPO Fiber Ring, 61 m (200 ft), G.652 SMF, Type A, APC unpinned to APC unpinned	
FRM1-S2-61-A-AF-AM	MPO Fiber Ring, 61 m (200 ft), G.652 SMF, Type A, APC unpinned to APC pinned	
FRM1-M4-61-A-UF-UF	MPO Fiber Ring, 61 m (200 ft), OM4 MMF, Type A, UPC unpinned to UPC unpinned	
FRM1-M4-61-A-UF-UM	MPO Fiber Ring, 61 m (200 ft), OM4 MMF, Type A, UPC unpinned to UPC pinned	

Notes:

a. Contact AFL for special order fiber rings. Not all combinations of lengths and connectors are supported. Minimum Order Qty of 10.

b. Contact AFL for other special order configurations of MPO-terminated multi-fiber single-mode or multimode fiber rings. Minimum Order Qty of 10.

July 15, 2022

FASTConnect®

FASTConnect® for Bare Fiber Termination

Suitable for either permanent connection or as a bare fiber termination for OTDR testing, AFL's FASTConnect connectors may be used to terminate single-mode or multimode fiber (OM1, OM2 or OM3/4-compatible) with SC, SC/APC, LC, or ST connectors. Termination requires simple, familiar strip, clean and cleave process. Index-matching gel provides for a low-loss, low reflectance connection. Each FASTConnect adapter may be reused up to 3 times.

FASTConnect Order Entry: FAST-[C]-[FT]-[Q] where:

[C]	Connector Type
SC	SC/UPC for 900 µm buffered fiber
ST	ST/UPC for 900 µm buffered fiber
LC	LC/UPC for 900 µm buffered fiber
SC48	SC/APC for 4.8 mm single-mode cable

[FT]	Fiber Type
MM50	50 µm OM2, UPC ferrule
MM50L	50 µm OM3/4-compatible, UPC ferrule
MM62.5	62.5 µm OM1, UPC ferrule
SM	Single-mode, UPC end
SMAU	Single-mode, APC ferrule with flat-cleaved fiber stub (SC48 only)

[Q]	Quantity
6	Package of 6
100	Package of 100

FASTConnect Ordering

AFL NO.	Description	[Q]TY 6 price for [C]onnector			[Q]TY 100 price for [C]onnector		
		SC	LC	ST	SC	LC	ST
FAST-[C]-MM50-[Q]	50 µm OM2, UPC ferrule						
FAST-[C]-MM50L-[Q]	50 µm OM3/4-compatible, UPC ferrule						
FAST-[C]-MM62.5-[Q]	62.5 µm OM1, UPC ferrule						
FAST-[C]-SM-[Q]	Single-mode, UPC ferrule						
FAST-[C]-SMAU-[Q]	Single-mode, APC ferrule with flat-cleaved fiber stub						

TJ-03 Temporary Splice

TJ-03 Temporary Splice

Only available to customers in North America!

The TJ-03 is a temporary mechanical fiber splice for fiber and cable connections to test equipment such as OTDRs or fiber optic cable reels. The TJ-03 uses a precision ceramic V-groove to align up to 12 fibers simultaneously. The fibers are prepared for joining by using standard mass fusion fiber preparation tools (fiber holders, hot jacket stripper, and cleaver.) Using the TJ-03 in conjunction with an OTDR equipped with an optical switch provides rapid one button optical tests of 12 fibers. **Note:** TJ-03 Temporary Splice and TJ-03 Temporary Splice Kit ship from the AFL Splicer Division in Spartanburg, SC.

AFL NO.	Description	
S012772	**TJ-03 Temporary Splice Kit** includes: (1 pair) FH-50-12 fiber holders, CT-30 cleaver, HJS-02 hot jacket stripper, ADC-09 AC adapter for HJS-02, ACC-09 power cord	
S010456	TJ-03 Temporary Splice (without fiber preparation tools)	

Splicing & Test Equipment

FIBER INSPECTION & CLEANING

FOCIS Flex

Simple, Fast Fiber Optic Connector Inspection

Specifications

- Field of View (Live): 710 x 860 µm
- Field of View (Captured): Fully Zoomed In: 180 x 195 µm
- Display: 2.4", TFT, 240 x 320 with brightness control
- Pass/Fail Analysis: IEC 61300-3-35, IPC, user-defined
- File Format: 648 x 480 pixel JPG & GIF
- Storage Capacity: 10,000 images & results
- Battery: 8 hours, rechargeable NiMH

Research has shown that dirty and damaged connectors cause up to 85% of network failures. Taking less than 2 seconds to inspect each end-face is time well spent.

FOCIS Flex is an ultra-compact Fiber Optic Connector Inspection scope with liquid lens technology for fast auto-focus, centering and Pass/Fail analysis. The integrated display eliminates awkward tethering and the small form factor makes inspection in tight places easier. The unit can store up to 10,000 images locally or easily share them via USB, Wi-Fi and Bluetooth®.

FOCIS Flex offers a wide range of interchangeable adapter tips for both single-fiber and multi-fiber connectors.

AFL's free Windows-compatible FlexReports Basic Test Results Manager software with 60-day reports trial or optional FlexReports Advanced with full reporting capability quickly generates easy-to-understand connector inspection reports including images and Pass/Fail results. Test results can be transferred from FOCIS Flex wirelessly using the free FlexApp (iOS or Android).

FOCIS Flex's self-contained compact design and fast one-button operation makes it a top choice of technicians installing and troubleshooting optical networks.

Contact sales@AFLglobal.com

July 15, 2022

FOCIS Flex

FlexApp

Google play

App Store

Flex Reports

PC Software

FOCIS Flex Fiber Optic Connector Inspection System

FOCIS Flex is self-contained fiber connector inspection probe. Its innovative, ultrafast auto-focusing system auto-centers, captures and analyzes the optical fiber end-face, displaying "Pass/Fail" results on the built-in screen in one push of a button. Results can be transferred wirelessly to smart devices or FlexScan® OTDRs. The FOCIS Flex offers built-in pass/fail analysis to updated IEC 61300-3-35, IPC, AT&T or user set criteria. The device can also be used for OptiTap and MTP/MPO inspections with AFL adapters. AFL's free Windows-compatible FlexReports Basic Test Results Manager software with 60-day reports trial or optional FlexReports Advanced with full reporting capability quickly generates easy-to-understand connector inspection reports including images and pass/fail results. Free FlexApp (iOS and Android) supports inspection reporting and FlexReports provides comprehensive reporting capabilities for single-fiber inspection results. FOCIS Flex is available in a 'No Wireless' [NW] variant, which removes the Bluetooth and Wi-Fi functionality for use in RF restricted facilities.

FOCIS Flex Connector Inspection Kits

Each FOCIS Flex Kit includes: FOCIS Flex probe with wrist strap and dust cap, FlexReports-Basic software with 60-day reporting trial, AC charger with country-specific plug, USB cable, quick reference guide, and soft carry case with strap.

AFL NO.	Description									
	Contains (ea.)								Functionality	
	FOCIS Flex	AC Charger	UPC Tips		APC Tips		One-Click Cleaner	Soft Carry Case	BT/Wi-Fi	
			Bulkhead	Ferrule	Bulkhead	Ferrule				
FOCIS-FLX-P4XN	1	1						1	◆	
FOCIS-FLX-P4XU	1	1	1	1			1	1	◆	
FOCIS-FLX-P4XA	1	1			1	1	1	1	◆	
FOCIS-FLX-P4XUA	1	1	1	1	1	1	1	1	◆	
FOCIS-FLX-NW-P4XN	1	1						1		
FOCIS-FLX-NW-P4XU	1	1	1	1			1	1		
FOCIS-FLX-NW-P4XA	1	1			1	1	1	1		

FlexScan® & FOCIS Flex

Sm. Device & FOCIS Flex

FOCIS Flex Order Entry

FOCIS-FLX-[NW]-P4X[K]-[PLUG]-[TIP] where:

[NW]	Wireless Option
Absent	Includes wireless
NW	No Wireless

[K]	Kit Type
N	No adapter tips
U	UPC adapter tips
A	APC adapter tips
UA	UPC and APC adapter tips

[PLUG]	Country-specific AC power plug
US	United States
UK	United Kingdom
EU	European Union
CN	China, Australia

[TIP]	User-selected adapter tips and One-Click Cleaner				
	Bulkhead adapter tips	Tip ID	Ferrule adapter tips	Tip ID	One-Click
FOCIS-FLX-P4XU Kits					
SC	SC/UPC	SC	Universal 2.5 mm UPC	U25	2.5 mm
FC	FC/UPC	FC	Universal 2.5 mm UPC	U25	2.5 mm
ST	ST/UPC	ST	Universal 2.5 mm UPC	U25	2.5 mm
LC	LC/UPC	LC	Universal 1.25 mm UPC	U125	1.25 mm
FOCIS-FLX-P4XA Kits					
SC	SC/APC	XASC	Universal 2.5 mm APC	A25	2.5 mm
FC	FC/APC	XAFC	Universal 2.5 mm APC	A25	2.5 mm
LC	LC/APC	XALC	Universal 1.25 mm APC	A125	1.25 mm
FOCIS-FLX-P4XUA Kits					
SC	SC/UPC	SC	Universal 2.5 mm UPC	U25	2.5 mm
	SC/APC	XASC	Universal 2.5 mm APC	A25	
FC	FC/UPC	FC	Universal 2.5 mm UPC	U25	2.5 mm
	FC/APC	XAFC	Universal 2.5 mm APC	A25	
LC	LC/UPC	LC	Universal 1.25 mm UPC	U125	1.25 mm
	LC/APC	XALC	Universal 1.25 mm APC	A125	

AFL NO.	Description	
RPTS-UP-KITS-1	Software: FlexReports Advanced. Provides Professional Test Reports for use with AFL instruments. For use only at time of purchase with any kit.	

July 15, 2022

6000-00-0034PR

1410-02-0228PZ

FOCIS Flex Accessories

AFL NO.	Description	
1400-01-0107MZ	Soft carry case with strap	
1400-05-0230PZ	Wrist strap	
3900-04-0008ME	Battery, 3.6V, NiMH, rechargeable	
4050-00-0931PR	FOCIS Flex2 AC charger. Select power plug option [PLUG] when ordering (see "FOCIS Flex Order Entry" on page 25).	
4050-00-0030USMR	US power plug for AC charger	
4050-00-0030UKMR	UK power plug for AC charger	
4050-00-0030EUMR	EU power plug for AC charger	
4050-00-0030SAAMR	CN power plug for AC charger	
6000-00-0031MR	USB – Micro-B cable, 5 pin, 6'	
8800-02-0074MZ	Dust cap for the Inspection Port	
4050-00-0033MR	Vehicle charger, 12 VDC to 5 VDC @2A	
6000-00-0034PR	5V USB charging cable (1.5 m), type A to barrel (0.9 X 3.2 X 9 mm)	
1410-02-0228PZ	Rubber boot for FOCIS Flex, FOCIS Lightning, FOCIS Duel	

FFLX-01-SC

FFLX-4S-ALC

FFLX-01-ULCHD

FFLX-4S-ALC3

FFLX-01-ULCE

FOCIS Series Inspection Adapter Tips

Available inspection adapter tips for the FOCIS Duel Port 1, FOCIS Flex, FOCIS WiFi2 inspection scopes.

AFL NO.	Description	Tip ID	
FOCIS Duel Port 1, FOCIS Flex, FOCIS WiFi2			
FFLX-01-SC	SC/UPC bulkhead	SC	
FFLX-01-FC	FC/UPC bulkhead	FC	
FFLX-01-ST	ST/UPC bulkhead	ST	
FFLX-01-LC	LC/UPC bulkhead	LC	
FFLX-01-U25	Universal 2.5 mm, UPC ferrule	U25	
FFLX-01-A25	Universal 2.5 mm, APC ferrule	A25	
FFLX-01-U125	Universal 1.25 mm, UPC ferrule	U125	
FFLX-01-A125	Universal 1.25 mm, APC ferrule	A125	
FFLX-01-ULCHD	LC/PC/UPC adapter tip for high density distribution trays	LCNGU	
FFLX-01-ULCE	Extended LC UPC Adapter Tip	ULCE	
FFLX-01-EXTS46	FOCIS adapter extension tube, straight, 46 mm		
FFLX-01-EXTS80	FOCIS adapter extension tube, straight, 80 mm		
FFLX-4S-ASC	SC/APC bulkhead adapter tip, quad-slotted	XASC	
FFLX-4S-AFC	FC/APC bulkhead adapter tip, quad-slotted	XAFC	
FFLX-4S-ALC	LC/APC bulkhead adapter tip, quad-slotted, with internal prism	XALC	
FFLX-4S-ALC3	Extended LC APC bulkhead adapter tip, quad-slotted	ALC3	
FFLX-4S-E2KA	E2000/APC bulkhead adapter tip, quad-slotted (~60 mm)	E2KA	
FFLX-4S-E2K	E2000/PC bulkhead adapter tip, quad-slotted (~60 mm)	E2K	
FFLX-4S-OTA	OptiTap (SC/APC) bulkhead adapter tip, quad-slotted	OTA	
FFLX-4S-DCU	MDC/UPC adapter tip, quad-slotted	DCU	
FFLX-4S-SNU	SN/UPC adapter tip, quad-slotted	SNU	
FFLX-4S-DCA	MDC/APC adapter tip, quad-slotted	DCA	

July 15, 2022

FOCIS Series Inspection Adapter Tips (continued)

DFS1-00-0001MR

DFS1-00-0002MR

DFS1-00-0003MR

DFS1-00-0062MR

DFS1-00-0060MR

DFS1-00-0041MR

DFS1-00-0050MR

AFL NO.	Description	Tip ID	
PC Ferrule Connector Adapter Tips			
DFS1-00-0001MR	Universal 1.25 mm	U125	
DFS1-00-0002MR	Universal 2.5 mm	U25	
DFS1-00-0005MR	Universal 2.0 mm	U20	
DFS1-00-0006MR	Universal 1.6 mm (for termini)	T16M	
DFS1-00-0008MR	ELIO 1.25 mm	E12M	
DFS1-00-0009MR	SMA 905	SMA	
DFS1-00-0038MR	Slim 1.25 mm (for LuxCis and termini)	T12M	
DFS1-00-0039MR	Slim 2.5 mm (for ELIO and termini)	T25M	
SC/PC and FC/PC Bulkhead Adapter Tips			
DFS1-00-0003MR	SC/PC and FC/PC	FS	
DFS1-00-0011MR	Medium (~100 mm) extended tip for SC/PC and FC/PC bulkhead adapter	FS	
DFS1-00-0012MR	Long (~150 mm) extended tip for SC/PC and FC/PC bulkhead adapter	FS	
DFS1-00-0040MR	60° angled tip for SC/PC bulkhead adapter	SC, A6	
LC/PC/UPC Bulkhead Adapter Tips			
DFS1-00-0022MR	60° angled tip for LC/PC bulkhead adapter	LC, A6	
DFS1-00-0059MR	Short (~60 mm) extended tip for LC PC/UPC bulkhead adapter	LCP-S	
DFS1-00-0062MR	LC/UPC female style adapter tip	LCM	
ODC Bulkhead Adapter Tips			
DFS1-00-0065MR	Guide and socket tip for ODC-2 bulkhead connectors	ODC-2	
DFS1-00-0066MR	Guide and socket tip for QODC-2 bulkhead connectors	Q-ODC-2	
DFS1-00-0067MR	Guide and socket tip for ODC-4 bulkhead connectors	ODC-4	
MU/PC Bulkhead Adapter Tip			
DFS1-00-0026MR	MU/PC bulkhead adapter tip	MU	
MTP/MPO Multi-fiber Adapter Tips (ferrule and bulkhead)			
DFS1-00-0060MR	Multi-row base for MTP/PC ferrule and bulkhead adapter extended tip	MTP[a, b]	
MPO/MTP Adapter Tips			
DFS1-00-0041MR	Adapter tip for MPO-12 PC bulkhead; Requires single- or multi-row base	MTP[b]	
DFS1-00-0058MR	Adapter tip for MPO-16 PC bulkhead; Requires single- or multi-row base	MTP16[b]	
DFS1-01-0012MR	Adapter tip for MPO-12 APC bulkhead; Requires single- or multi-row base	MTPA[b]	
DFS1-01-0015MR	Adapter tip for MPO-16 APC bulkhead; Requires single- or multi-row base	MTPA16[b]	
MPO/MTP Adapter Kits - include Base plus Adapter Tip(s)			
DFS1-00-0037MR	Single-row base plus extended MPO-12 PC bulkhead adapter tip	MTP[a, b]	
DFS1-00-0042MR	Single-row base plus MTP plus MTPA (MPO-12 PC and MPO-12 APC) bulkhead adapter tips	MTP, MTPA[a, b]	
DFS1-00-0050MR	Multi-row base plus MTP (MPO-12 PC) bulkhead adapter tip	MTP[a, b]	
DFS1-01-0010MR	Single-row base plus MTPA (MPO-12 APC) bulkhead adapter tip	MTPA[a, b]	

Notes:

a. MTP extended tip marking includes S/N since these have moving parts.

b. Base plus tip is required to inspect MPO/MTP connectors. All MPO/MTP connectors are inspected through bulkhead adapter.

July 15, 2022

FOCIS Series Inspection Adapter Tips (continued)

DFS1-01-0016MR

AFL NO.	Description	Tip ID	
Miscellaneous Adapter Tips			
DFS1-00-0056MR	Universal 60 degrees angled extended adapter tip	A6A, U-A6	
DFS1-00-0031MR	LEMO 2.0 mm bulkhead	LEMO	
DFS1-00-0033MR	2.0 mm termini bulkhead	T20F	
DFS1-00-0034MR	1.6 mm termini bulkhead	T16F	
DFS1-00-0036MR	ELIO 1.25 mm bulkhead	E12F	
DFS1-00-0046MR	SMA 905 bulkhead	SMAF[a]	
DFS1-00-0048MR	TFOCA II ferrule and bulkhead adapter guide only	TFO-G	
DFS1-00-0049MR	TFOCA II ferrule and bulkhead adapter tip only	TFO-U	
DFS1-00-0057MR	Adapter for Viavi/Westover tips, for DFS1 and FOCIS Flex inspection probe	WOA	
APC Tips			
DFS1-01-0006MR	60° angled tip for SC/APC bulkhead	A6A	
DFS1-01-0013MR	Single-row base with OptiTip® APC bulkhead and connector ferrule adapter tips	OTIPA	
DFS1-01-0014MR	Short (~60 mm) extended tip for LC/APC bulkhead	LCA-S	
DFS1-01-0016MR	LC/APC female style	LCAM	

Notes:

a. Requires FFLX-01-EXT46 extension for use with FOCIS Flex.

FOCIS Lightning

Ultrafast MPO/MTP® Multi-fiber Connector Inspection

FOCIS Lightning focuses, captures, analyzes all fibers in the MPO/MPT end-face with a click of a button!

Specifications

- Field of View (Live): 1960 x 4670 µm
- Field of View (per fiber): 130 x 130 µm
- Display: 2.4" color LCD, 320 x 240, 3 zoom levels
- Pass/Fail Analysis: IEC 61300-3-35, IPC, user
- File Formats: 640 x 480 pixel JPG & GIF
- Storage Capacity: 10,000 images & results
- Battery: 8 hours, rechargeable NiMH

FOCIS Lightning is a self-contained inspection probe that captures the entire MPO end-face image in less than two seconds from power-on. One button provides auto-focusing, centering and pass / fail analysis at the connector and individual fiber level. It can complete a 24-fiber MPO inspection task in less than 15 seconds. Results can be easily shared via USB, WiFi and Bluetooth®.

FOCIS Lightning supports all MPO fiber configurations including Base-8 and Base-10 with key up/key down polarity capture. It can also be used for single-fiber inspection with optional coupler and tips.

AFL's free Windows-compatible FlexReports Basic Test Results Manager software with 60-day reports trial or optional FlexReports Advanced with full reporting capability quickly generates easy-to-understand connector inspection reports including images and Pass/Fail results. Test results can be transferred from FOCIS Lightning wirelessly using the free FlexApp (iOS or Android).

AFL

Contact sales@AFLglobal.com

July 15, 2022

FOCIS Lightning

FOCIS Lightning® Multi-Fiber Optic Connector Inspection System

FOCIS Lightning is an ultrafast MPO/MTP® connector inspection system with two high resolution image sensors to allow the instantaneous assessment of the full multi-fiber end face surface conditions, including a partial view of the connector pins or holes. IEC compliant auto-analysis can be completed 10 to 100 times faster than legacy mechanical scanning methods. FOCIS Lightning captures up/down key orientation, and supports all fiber configurations up to two rows with sixteen fibers per row. Individual fiber images, pass/fail auto analysis overlays, and zone table data are available for viewing on the integrated color LCD screen. Free FlexApp (iOS and Android) supports inspection reporting and FlexReports Basic Test Results Manager software with 60-day reports trial or optional FlexReports Advanced with full reporting capability provides comprehensive reporting capabilities for MPO end-face, individual fiber and single-fiber inspection results.

FOCIS Lightning Connector Inspection Kits

Each FOCIS Lightning Kit includes: FOCIS Lightning probe with wrist strap and dust cap, FlexReports-Basic software with 60-day reporting trial, AC charger with country-specific plug, USB cable, quick reference guide, and Easy Access carry case.

FOCIS Lightning is available in a 'No Wireless' [NW] variant, which removes the Bluetooth and Wi-Fi functionality for use in RF restricted facilities.

AFL NO.	Contains (ea.)										
	FOCIS Lightning Probe	Bulkhead Adapter Tips					MPO Adapters		One-Click Cleaner		
		UPC MPO		APC MPO		SFA					
		M12U (keyed)	MPOU (no key)	M12A (keyed)	MPOA (no key)		MPO-12	MPO-16	MPO-12	MPO-16	
FOCIS-LTNG-N	1										
FOCIS-LTNG-U	1	1	1				1	1	1	1	
FOCIS-LTNG-A	1			1			1		1		
FOCIS-LTNG-UA	1	1	1	1			1	1	1	1	
FOCIS-LTNG-UASF	1		1		1	1	1	1	1	1	
FOCIS-LTNG-NW-N	1										
FOCIS-LTNG-NW-U	1	1	1				1	1	1	1	
FOCIS-LTNG-NW-A	1			1			1		1		
FOCIS-LTNG-NW-UA	1	1	1	1			1	1	1	1	

PC Software

FlexScan® FOCIS LTNG

FOCIS Lightning Order Entry

FOCIS–LTNG-[NW]-[K]-[PLUG] where:

[NW]	Wireless Option
Absent	Includes wireless
NW	No Wireless

[K]	Kit type
N	No MPO adapter tips
U	UPC MPO adapter tips
A	APC MPO adapter tips
UA	UPC and APC MPO adapter tips
UASF	UPC and APC MPO adapter tips, single fiber adapter

[PLUG]	Country-specific AC power plug
US	United States
UK	United Kingdom
EU	European Union
CN	China, Australia

Kit	Contains (ea.)			
	Bulkhead adapter tips	Tip ID	MPO adapters (for patch cords)	One-Click Cleaner
U Kit	MPO-12 (with key)	M12U	MPO-12 opposed	MPO-12
	MPO-12 / MPO-16 (without key)	MPOU	MPO-16 opposed	MPO-16
A Kit	MPO-12 (with key)	M12A	MPO-12 opposed	MPO-12
UA Kit	MPO-12 (with key)	M12U	MPO-12 opposed	MPO-12
	MPO-12 (with key)	M12A		
	MPO-12 / MPO-16 (without key)	MPOU	MPO-16 opposed	MPO-16
UASF Kit	MPO-12 / MPO-16 (without key)	MPOU	MPO-12 opposed	MPO-12
	MPO-12 / MPO-16 (without key)	MPOA		
	Single Fiber Adapter	SFA	MPO-16 opposed	MPO-16

AFL NO.	Description	
RPTS-UP-KITS-1	Software: FlexReports Advanced. Provides Professional Test Reports for use with AFL instruments. For use only at time of purchase with any kit.	

July 15, 2022

1400-01-0172PZ
(example)

6000-00-0034PR

1410-02-0228PZ

FOCIS Lightning® Accessories

AFL NO.	Description	
1400-01-0172PZ	Easy Access carry case	
1400-05-0230PZ	Wrist strap	
3900-04-0008ME	Battery, 3.6V, NiMH, rechargeable	
4050-00-0931PR	AC charger. Select power plug option [PLUG] when ordering (see "FOCIS Lightning Order Entry" on page 30).	
4050-00-0030USMR	US power plug for AC charger	
4050-00-0030UKMR	UK power plug for AC charger	
4050-00-0030EUMR	EU power plug for AC charger	
4050-00-0030SAAMR	CN power plug for AC charger	
6000-00-0031MR	USB – Micro-B cable, 5 pin, 6'	
8800-02-0083MZ	FOCIS Lightning dust cap	
1400-01-0024MZ	Small tackle box	
4050-00-0033MR	Vehicle charger, 12 VDC to 5 VDC @2A	
6000-00-0034PR	5V USB charging cable (1.5 m), type A to barrel (0.9 X 3.2 X 9 mm)	
1410-02-0228PZ	Rubber boot for FOCIS Flex, FOCIS Lightning, FOCIS Duel	
MPO Mating Adapters	See section "Mating Adapters" on page 63	
One-Click leaners MPO	See section "One-Click® Cleaners" on page 40	

FLTNG-01-M12A

FLTNG-01-MPOU

FLTNG-01-M12U

FLTNG-01-SFA

FOCIS Lightning Adapter Tips

AFL NO.	Description	Tip ID	
FLTNG-01-M12A	Adapter tip for MPO-12/24 APC bulkhead (with key)	M12A	
FLTNG-01-M12U	Adapter tip for MPO-12/24 UPC bulkhead (with key)	M12U	
FLTNG-01-M16U	Adapter tip for MPO-16/32 UPC bulkhead (with key)	M16U	
FLTNG-01-MPU	Universal adapter tip for MPO-12/16/24/32 UPC bulkhead (partial key)	MPU	
FLTNG-01-MPOA	Adapter tip for MPO-12/16/24/32 APC bulkhead (no key)	MPOA	
FLTNG-01-MPOU	Adapter tip for MPO-12/16/24/32 UPC bulkhead (no key)	MPOU	
FLTNG-01-MAC	Adapter Tip for MPO-12/16/24/32 APC connector (with key)	MAC	
FLTNG-01-MUC	Adapter Tip for MPO-12/16/24/32 UPC connector (with key)	MUC	
FLTNG-01-OPTM	Adapter Tip for OptiTip male (pinned) connector	OPTM	
FLTNG-01-OPTF	Adapter Tip for OptiTip female (unpinned) connector	OPTF	
FLTNG-01-SFA	Coupler for most 'FFLX' single fiber connector adapter tips	SFA	
FLTNG-01-ALCM	Extended adapter tip for LC/APC bulkhead	ALCM	
FLTNG-01-ULCM	Extended adapter tip for LC/UPC bulkhead	ULCM	
FLTNG-01-MPE	MPO extender barrel	MPE	
FLTNG-01-HSAS	Adapter tip for Q-ODC-12 APC pinned (male) hardened connectors	HSAS	
FLTNG-01-HSAP	Adapter tip for Q-ODC-12 APC unpinned (female) hardened connectors	HSAP	

July 15, 2022

FOCIS Duel

FlexScan® & FOCIS Duel

Sm. Device & FOCIS Duel

FOCIS Duel® Fiber Optic Connector Inspection System

FOCIS Duel is an ultra-compact dual-port inspection scope for fiber optic connectors that uses liquid lens technology for fast auto-focus, centering and Pass/Fail analysis on two ports. This enables users to inspect both connectors in a mated connection without having to change adapter tips.

Free FlexApp (iOS and Android) supports inspection reporting and FlexReports Basic Test Results Manager software with 60-day reports trial or optional FlexReports Advanced with full reporting capability provides comprehensive reporting capabilities for single-fiber inspection results.

FOCIS Duel Connector Inspection Kits

Each FOCIS Duel Kit includes: FOCIS Duel probe with wrist strap and dust cap, FlexReports Basic Viewer (Test Results Manager software) with 60-day Reports Trial, AC charger with country-specific plug, USB cable, quick reference guide, and soft carry case with strap.

FOCIS Duel is available in a 'No Wireless' [NW] variant, which removes the Bluetooth and Wi-Fi functionality for use in RF restricted facilities.

	Contains (ea.)								
			UPC Tips		APC Tips				
AFL NO.	FOCIS Duel	AC Charger	Bulkhead	Ferrule	Bulkhead	Ferrule	One-Click Cleaner	Soft Carry Case	
FOCIS-DUEL-N	1	1						1	
FOCIS-DUEL-U	1	1	1	1			1	1	
FOCIS-DUEL-A	1	1			1	1	1	1	
FOCIS-DUEL-UA	1	1	1	1	1	1	1	1	
FOCIS-DUEL-NW-N	1	1						1	
FOCIS-DUEL-NW-U	1	1	1	1			1	1	
FOCIS-DUEL-NW-A	1	1			1	1	1	1	
FOCIS-DUEL-NW-UA	1	1	1	1	1	1	1	1	

FOCIS Duel Order Entry

FOCIS-DUEL-[NW]-[K]-[PLUG]-[TIP] where:

[NW]	Wireless Option
Absent	Includes wireless
NW	No Wireless

[K]	Kit type
N	No adapter tips
U	UPC adapter tips
A	APC adapter tips
UA	UPC and APC adapter tips

[PLUG]	Country-specific AC power plug
US	United States
UK	United Kingdom
EU	European Union
CN	China, Australia

	User-selected bulkhead and ferrule adapter tips and One-Click Cleaner				
[TIP]	Port 1 bulkhead tips	Tip ID	Port 2 ferrule adapter tips	Tip ID	One-Click
FOCIS-DUEL-U Kits					
SC	SC/UPC	SC	SC/UPC, slotted female "click-in"	SUSC	2.5 mm
FC	FC/UPC	FC	Universal 2.5 mm UPC, slotted	U2	2.5 mm
LC	LC/UPC	LC	LC/UPC, slotted female "click-in"	SULC	1.25 mm
FOCIS-DUEL-A Kits					
SC	SC/APC, quad-slotted	XASC	SC/APC, slotted female "click-in"	SASC	2.5 mm
FC	FC/APC, quad-slotted	XAFC	Universal 2.5 mm APC, slotted	A2	2.5 mm
LC	LC/APC, quad-slotted	XALC	LC/APC, slotted female "click-in"	SALC	1.25 mm
FOCIS-DUEL-UA Kits					
SC	SC/UPC	SC	SC/UPC, slotted female "click-in"	SUSC	2.5 mm
	SC/APC, quad-slotted	XASC	SC/APC, slotted female "click-in"	SASC	
FC	FC/UPC	FC	Universal 2.5 mm UPC, slotted	U2	2.5 mm
	FC/UPC, quad-slotted	XAFC	Universal 2.5 mm APC, slotted	A2	
LC	LC/UPC	LC	Slotted female "click-in" LC/UPC	SULC	1.25 mm
	LC/APC, quad-slotted	XALC	Slotted female "click-in" LC/APC	SALC	

July 15, 2022

1400-01-0172PZ (example)

6000-00-0034PR

1410-02-0228PZ

FDUO-01-ULC

FDUO-01-ALC

FOCIS Duel® Accessories

AFL NO.	Description	
1400-01-0172PZ	Easy Access carry case	
1400-05-0230PZ	Wrist strap	
3900-04-0008ME	Battery, 3.6V, NiMH, rechargeable	
4050-00-0931PR	AC charger. Select power plug option [PLUG] when ordering. See "FOCIS Duel Order Entry" on page 32.	
4050-00-0030USMR	US power plug for AC charger	
4050-00-0030UKMR	UK power plug for AC charger	
4050-00-0030EUMR	EU power plug for AC charger	
4050-00-0030SAAMR	CN power plug for AC charger	
6000-00-0031MR	USB – Micro-B cable, 5 pin, 6 ft	
8800-02-0074MZ	Dust cap for the Inspection Port 1	
8800-02-0082MZ	Dust cap for the Inspection Port 2	
8800-02-0280MR	Dust cap for the LC (both UPC and APC) adapter tips; Inspection Port 2	
8800-02-0281MR	Dust cap for the SC (both UPC and APC) adapter tips; Inspection Port 2	
4050-00-0033MR	Vehicle charger, 12VDC to 5VDC @2A	
6000-00-0034PR	5V USB charging cable (1.5 m), type A to barrel (0.9 X 3.2 X 9 mm)	
1410-02-0228PZ	Rubber boot for FOCIS Flex, FOCIS Lightning, FOCIS Duel	

FOCIS Duel Adapter Tips

The Port 1 of FOCIS Duel (identical to FOCIS Flex) uses both the APC adapter tips listed below as well as the full set of adapter tips qualified for FOCIS Flex and FOCIS WiFi2, see section "FOCIS Series Inspection Adapter Tips" on page 26.

The Port 2 of FOCIS Duel uses very specific tips (listed below) used only for Port 2 of FOCIS Duel.

AFL NO.	Port Usage	Description	Tip ID	
FFLX-4S-ASC	1	SC/APC bulkhead adapter tip, quad-slotted	XASC	
FFLX-4S-AFC	1	FC/APC bulkhead adapter tip, quad-slotted	XAFC	
FFLX-4S-ALC	1	LC/APC bulkhead adapter tip, quad-slotted	XALC	
FDUO-01-ULC	2	LC/UPC ferrule adapter tip, single-slotted female "click-in"	SULC	
FDUO-01-ALC	2	LC/APC ferrule adapter tip, single-slotted female "click-in"	SALC	
FDUO-01-USC	2	SC/UPC ferrule adapter tip, single-slotted female "click-in"	SUSC	
FDUO-01-ASC	2	SC/APC ferrule adapter tip, single-slotted female "click-in"	SASC	
FDUO-01-U125	2	Universal 1.25 mm UPC ferrule adapter tip, single-slotted	U1	
FDUO-01-A125	2	Universal 1.25 mm APC ferrule adapter tip, single-slotted	A1	
FDUO-01-U25	2	Universal 2.5 mm UPC ferrule adapter tip, single-slotted	U2	
FDUO-01-A25	2	Universal 2.5 mm APC ferrule adapter tip, single-slotted	A2	

July 15, 2022

FOCIS WiFi2

FOCIS WiFi2™ Fiber Optic Connector Inspection System

FOCIS WiFi2 is an ergonomic Fiber Optic Connector Inspection System that, when paired with an iOS or Android smart device, provides fast and accurate IEC/IPC/AT&T compliant and user-defined pass/fail end-face cleanliness analysis. Free of charge iOS and Android companion apps support a comprehensive and user-friendly feature set.

Pass/Fail results in seconds: With the press of a single button, FOCIS WiFi2 auto-focuses, captures, centers and analyzes the end-face image to industry standard IEC 61300-3-35 (2015), IPC-8497-1, AT&T TP-76461 and user-defined criteria.

Untethered operation: App-based report generator with results/reports that can be shared by email. With rechargeable battery and convenient pass/fail LED feedback, FOCIS WiFi2 can be used autonomously.

Wide range of adapter tips: Interchangeable adapter tips support single and multi-fiber connector inspection for a wide range of patch cords and bulkhead-mounted connectors having either PC/UPC or APC polished end-faces compatible with all FOCIS Flex adapter tips.

FOCIS WiFi2 Connector Inspection Kits

Each FOCIS WiFi2 Kit includes: FOCIS WiFi2 probe with wrist strap and dust cap, AC charger with country-specific plug, quick reference guide, and soft carry case with strap.

AFL NO.	Contains (ea.)										
	FOCIS WiFi2	AC Charger	Dust Cap	Wrist Strap	UPC Tips		APC Tips		One-Click Cleaner Mini	Soft Carry Case	
					Bulkhead	Ferrule	Bulkhead	Ferrule			
FOCIS-WIFI2-N	1	1	1	1						1	
FOCIS-WIFI2-U	1	1	1	1	1	1			1	1	
FOCIS-WIFI2-A	1	1	1	1			1	1	1	1	
FOCIS-WIFI2-UA	1	1	1	1	1	1	1	1	1	1	

FOCIS WiFi2 Order Entry

FOCIS-WiFi2-[K]-[PLUG]-[TIP] where:

K]	Kit type
N	No adapter tips
U	UPC adapter tips
A	APC adapter tips
UA	UPC and APC adapter tips

[PLUG]	Country-specific AC power plug
US	United States
UK	United Kingdom
EU	European Union
CN	China, Australia

[TIP]	User-selected bulkhead and ferrule adapter tips and One-Click Cleaner Mini				
	Bulkhead adapter tips	Tip ID	Ferrule adapter tips	Tip ID	One-Click
FOCIS-WiFi2-U Kits					
SC	SC/UPC	SC	Universal 2.5 mm UPC	U25	2.5 mm
FC	FC/UPC	FC	Universal 2.5 mm UPC	U25	2.5 mm
ST	ST/UPC	ST	Universal 2.5 mm UPC	U25	2.5 mm
LC	LC/UPC	LC	Universal 1.25 mm UPC	U125	1.25 mm
FOCIS-WiFi2-A Kits					
SC	SC/APC	XASC	Universal 2.5 mm APC	A25	2.5 mm
FC	FC/APC	XAFC	Universal 2.5 mm APC	A25	2.5 mm
LC	LC/APC	XALC	Universal 1.25 mm APC	A125	1.25 mm
FOCIS-WiFi2-UA Kits					
SC	SC/UPC	SC	Universal 2.5 mm UPC	U25	2.5 mm
	SC/APC	XASC	Universal 2.5 mm APC	A25	
FC	FC/UPC	FC	Universal 2.5 mm UPC	U25	2.5 mm
	FC/APC	XAFC	Universal 2.5 mm APC	A25	
LC	LC/UPC	LC	Universal 1.25 mm UPC	U125	1.25 mm
	LC/APC	XALC	Universal 1.25 mm APC	U125	

1400-01-0172PZ
(example)

6000-00-0034PR

FOCIS WiFi2 Accessories

AFL NO.	Description	
1400-01-0172PZ	Easy Access carry case	
1400-05-0230PZ	Wrist strap	
8800-02-0074MZ	Dust cap for the Inspection Port	
4050-00-0931PR	AC charger. Select power plug option [PLUG] when ordering. See "FOCIS WiFi2 Order Entry" on page 34.	
4050-00-0030USMR	US power plug for AC charger	
4050-00-0030UKMR	UK power plug for AC charger	
4050-00-0030EUMR	EU power plug for AC charger	
4050-00-0030SAAMR	SAA power plug for AC charger	
6000-00-0034PR	5V USB charging cable (1.5 m), type A to barrel (0.9 X 3.2 X 9 mm)	

FOCIS WiFi2 Tips

See section "FOCIS Series Inspection Adapter Tips" on page 26.

OFS300

OFS300 Microscope for Connectors on Patch Cords

The OFS300-200C is a hand-held microscope used for inspecting fiber optic connectors on patch cords and test jumpers.

The OFS300-200C is a high-resolution optical microscope with integrated infrared safety filter. T

Each scope includes a 2.5 mm Universal adapter cap and neck strap. The OFS300-200C uses thread-on adapter caps (see page 62).

Model	Nominal Magnification	Adapter Mount	Infrared Safety Filter	Power	
OFS300-200C	200x	Thread-on	Schott KG3	(2) AA alkaline	

OFS300 Accessories

AFL NO.	Description	
1400-01-0055	Soft carry case	



Countertop Display

Fiber-Optic Cleaning Supplies Point of Purchase

Display Kit Contents

- 2 Cletop-SBs with White Tape
- 2 Tubs of FiberWipes™ - 90 wipes per tub
- 2 Cans Fiber Connector Cleaner - 3 oz/85 g
- 3 Debris Destroyers® Fiber Optic Cleaning Pen
- 6 One-Click Cleaners SC, ST, FC (500+ cleans)
- 2 One-Click Cleaners Mini-100 SC, ST, FC (100+ cleans)
- 6 One-Click Cleaners MU/LC (500+ cleans)
- 2 One-ClickMini-100 MU/LC (100+ cleans)
- 1 Acrylic Display Case (free with kit purchase)
- 20 Fiber Optic Cleaning Quick Reference Guides

Everyone who works with optical fiber needs cleaning supplies on a daily basis. These custom-printed countertop displays are designed to raise awareness and sales of AFL cleaning products at your facility. Available as just the acrylic display to highlight your current inventory, or as a kit stocked with our best sellers, including our patented One-Click® cleaners.

Ordering Information:

Display

Part number: 1400-01-0183PZ
Empty three-tiered custom-printed acrylic display.
Dimensions: 11.5 (W) x 15.3 (T) x 8.1 (D) inches

Display Kit

Part Number: AFL-CleanDisplay-1
Above display and a selection of our top selling wet and dry cleaning supplies.

AFL

Contact sales@AFLglobal.com

July 15, 2022

1400-01-0183PZ

AFL-CleanDisplay-1

FCP1 Kit

FCP2-10-0900

FCP3-00-0901

Cleaning Supplies

AFL-CleanDisplay-1

AFL offers a custom display to showcase our most popular connector cleaning products. This display features 3 tier shelves and attention-grabbing product images. The display accommodates a variety of products and enables easy grab-and-go purchases.

Overall Width x Height x Depth: 11.5" x 15.3" x 8.1"

AFL NO.	Description	
1400-01-0183PZ	Empty three-tiered custom-printed acrylic display	
AFL-CleanDisplay-1	Display and a selection of our top selling wet and dry cleaning supplies	

Wall/Rack Mountable Field Portable Cleaning Kits

Wall/rack mountable field portable cleaning kits offer a complete selection of fiber optic cleaning products for field cleaning of connector end-faces in fiber frames, adapters, and on jumpers. Each kit consists of a wall or rack mountable carry case, FCC2 cleaning fluid, and color-coded instructions. Each stick is double-ended, designed for two (2) cleans.

AFL NO.	CCTS-25-0900MZ for FC, SC, ST QTY=40, BLUE	CCTS-12-0900MZ for LC, MU QTY=40, GREEN	CCTS-16-0900MZ for D4, Mil socket QTY=40, ORANGE	CCTP-25-0900MZ for all connectors QTY=20, YELLOW	CCTX-MT-0900MZ for MTP, MPO, MPX QTY=20, PINK	Cletop Type	
FCP1-00-0901	1			2		SB	
FCP1-00-0907	3	1		1	1		
FCP1-00-0914	2	1		1		SB	

Field Portable Duffle Bag Cleaning Kits

FCP2 Kits offer a selection of optical cleaning products for field cleaning of connector end-faces in a convenient duffle bag style carry case.

AFL NO.	Contains (1 ea.)	
FCP2-10-0900	FCC2 cleaning fluid, FiberWipes, Cletop-SB, SC and LC One-Clicks, Debris Destroyer, Duffle Bag	
FCP2-00-0901	FCC2 cleaning fluid, FiberWipes, Cletop-SB, SC and LC One-Clicks, Debris Destroyer, MPO One-Click, Duffle Bag	
FCP2 Kits Reordering Items		
FCPR-10-0900	Refill for FCP2-10-0900 Cleaning Package (no duffle bag). Includes FCC2 cleaning fluid, FiberWipes, Cletop-SB, SC and LC One-Clicks, Debris Destroyer.	

FCP3 Easy-Access Cleaning Kit

AFL NO.	Description	
FCP3-00-0900	**Basic Easy-Access Cleaning Kit.** Includes: • FCC2 Fiber Connector Cleaner And Preparation Fluid (can) • FCC3 Debris Destroyer Fiber Optic Cleaning Pen • CCTS-12 (for 1.25 mm ferrule) and CCTS-25 (for 2.5 mm ferrule) Connector Cleaning Tips • Cletop-SB, White Tape • One-Click Cleaners (SC, LC/MU, Ultra 2.5, MPO/MTP) • Soft Carry Case	
FCP3-00-0901	**Enterprise Easy-Access Cleaning Kit.** Includes: • FCC2 Fiber Connector Cleaner And Preparation Fluid (can) • FCC3 Debris Destroyer Fiber Optic Cleaning Pen • CCTS-12 (for 1.25 mm ferrule) and CCTS-25 (for 2.5 mm ferrule) Connector Cleaning Tips • Cletop-SB, White Tape • One-Click Cleaners (Duplex LC, LC/MU, Ultra 2.5, MPO/MTP) • Soft Carry Case	

July 15, 2022

FCC2 in 3 oz/85 g Can

FCC3 Debris Destroyer

CCT Cleaning Tips

FCC2 Cleaning Fluid and CCT Cleaning Sticks

FCC2 Enhanced Formula Fiber Connector Cleaner and Preparation Fluid

The FCC2 Enhanced Formula Fiber Optic Cleaning and Preparation Fluid is a non-flammable, environmentally safe, residue free solvent engineered to easily remove contaminants from fiber optic end-faces and bare fiber. The FCC2 is not hazardous and not regulated for all modes of transportation and shipping including air-cargo. For best results, use CCT cleaning sticks with FCC2 fluid!

AFL NO.	Description	
FCC2-00-0902	Enhanced Formula, (3 oz/85 g) Fiber Connector Cleaner and Preparation Fluid (1 can)	
FCC2-00-0903	Enhanced Formula, (3 oz/85 g) Fiber Connector Cleaner and Preparation Fluid (case of 12 cans)	
FCC3-00-PEN1	Debris Destroyer™ - Fiber Optic Cleaning Pen (1 pen)	

CCT Connector Cleaning Tips

CCT Connector Cleaning Tips are molded cleaning tips that trap contamination and wick cleaning solvents away from connector end-faces. These tips use a molded, sintered polymer that is both porous and pliable, conforming to virtually any fiber end-face polish geometry while trapping and absorbing contaminants. CCT Tips are intended for cleaning the ferrule end-faces in adapters and sockets, as well as the exposed ferrules and termini of jumpers. Available in double-ended or single-ended design.

AFL NO.	Description	Tube Color	Sticks QTY	
Connector Cleaning Tips - Double-ended				
CCTP-25-0900MZ	For exposed 2.5 mm, 2.0 mm, 1.6 mm, 1.25 mm ferrules and termini (FC, SC, ST, LC, MU, etc., jumpers, male MIL T 29504/14 for MIL C 28876 and MIL T 29504/04 for MIL C38999)	**Yellow**	20	
CCTS-25-0900MZ	For 2.5 mm ferrule in adapters or sockets (SC, FC, ST, etc. in adapters)	**Blue**	40	
CCTS-12-0900MZ	For 1.25 mm ferrule in adapters or sockets (LC, MU, etc., in adapters)	**Green**	40	
CCTS-16-0900MZ	For MT-RJ connectors and 2.0 mm and 1.6 mm termini in sockets (female MIL T 29504/15 for MIL C 28876 and MIL T 29504/05 for MIL C 38999, MT-RJ both jumpers and adapters)	**Orange**	40	
CCTX-MT-0900MZ	For Biconic and MT ferrule connectors both jumpers and in adapters (Biconic, MTP, MPO, MPX, etc.)	**Pink**	20	
CCT Tips are available in bulk packs of single-ended sticks. Packs of 50 sticks packaged in boxes of 6 packs (300 sticks).				
CCTP-25-0910MZ	For exposed 2.5 mm, 2.0 mm, 1.6 mm, 1.25 mm ferrules and termini (FC, SC, ST, LC, MU, etc., jumpers, male MIL T 29504/14 for MIL C 28876 and MIL T 29504/04 for MIL C 38999)	**Yellow**	300	
CCTS-25-0910MZ	For 2.5 mm ferrule in adapters or sockets (SC, FC, ST, etc. in adapters)	**Blue**	300	
CCTS-12-0910MZ	For 1.25 mm ferrule in adapters or sockets (LC, MU, etc., in adapters)	**Green**	300	
CCTS-16-0910MZ	For MT-RJ connectors and 2.0 mm and 1.6 mm termini in sockets (female MIL T 29504/15 for MIL C 28876 and MIL T 29504/05 for MIL C 38999, MT-RJ both jumpers and adapters)	**Orange**	300	
CCTX-MT-0910MZ	For Biconic and MT ferrule connectors both jumpers and in adapters (Biconic, MTP, MPO, MPX, etc.)	**Pink**	300	

July 15, 2022

Cletop –SB

Replacement Tape Type S

Cletop Type A

Cletop Type B

Cletop Type A and B top view

Cletop (ACT) Sticks

Cletop Cassette Cleaners

- **Cletop series:** Original version.
- **Cletop-S series:** Second generation cleaner with improved ergonomics and tape maintenance.
- **Type A and -SA:** Designed for single 2.5 mm ferrules (SC, FC, ST, and D4).
- **Type B and -SB:** Cleans SC, SC2, FC, ST, DIN, D4, MU, LC, MT, MPO/MTP without pins, MT-RJ without pins.

AFL NO.	Description	
Cletop –S Series		
8500-10-0020MZ	Cletop-SA with Blue Tape	
8500-10-0029MZ	Cletop-SB with Blue Tape	
8500-10-0016MZ	Cletop-SB with White Tape	
8500-10-0021MZ	Replacement Tape, Type S - Blue	
8500-10-0017MZ	Replacement Tape, Type S - White	
8500-10-0046MZ	Cletop-SB White Tape (box of 5 cleaners, 8500-10-0016MZ)	
8500-10-0047MZ	Replacement Tape, Type S-White (box of 6 tapes, 8500-10-0017MZ)	
8500-10-0041MZ	Replacement Tape, Type S-Blue (box of 6 tapes, 8500-10-0021MZ)	
Cletop Original Series		
8500-10-0027MZ	Cletop Type A with Blue Tape	
8500-10-0011MZ	Cletop Type A with White Tape	
8500-10-0028MZ	Cletop Type B with Blue Tape	
8500-10-0014MZ	Cletop Type B with White Tape	
8500-10-0032MZ	Cletop for MT-RJ with pins (White Tape)	
8500-10-0033MZ	Cletop for MPO/MTP with pins (White Tape)	
8500-10-0012MZ	Replacement Tape, Type A and B – Blue	
8500-10-0015MZ	Replacement Tape, Type A and B – White	
8500-10-0042MZ	Replacement Tape, Type A and B – Blue (box of 6 tapes, 8500-10-0012MZ)	

Cletop (ACT) Cleaning Sticks

AFL NO.	Description	
8500-10-0024MZ	**ACT-01** 2.5 mm single-ended sticks (box of 200 - 40 bags of 5 sticks per bag). For FC, SC, ST, and D4.	
8500-10-0022MZ	**ACT-02** 1.25 mm single-ended sticks (box of 200 - 40 bags of 5 sticks per bag). For LC and MU.	
8500-10-0023MZ	**ACT-03** 2.0 mm single-ended sticks (box of 200 - 40 bags of 5 sticks per bag). For Military and High Definition Video (LEMO).	
8500-10-0030MZ	2.0/2.5 mm double-ended sticks (box of 100 - 100 bags of 1 stick per bag). For Military and High Definition Video (LEMO).	

July 15, 2022

SC/ST/FC, MU/LC, ODC

Mini-500
SC, ST, FC and MU/LC

Duplex LC | Ultra 2.5 | HOC

SC, MDC Duplex | SN Duplex

MPO | MPO-16

One-Click Cleaners

One-Click® Cleaners

U.S. Patent Numbers 7,212,719 and 8,087,118

AFL NO.	Description		QTY	
8500-05-0001MZ	One-Click Cleaner SC, ST, FC (500+ cleans)		1 Cleaner	
8500-05-0002MZ	One-Click Cleaner MU/LC (500+ cleans)		1 Cleaner	
8500-05-0004MZ	One-Click Cleaner ODC, outdoor connector (500+ cleans)		1 Cleaner	
8500-05-0005MZ	One-Click Cleaner Mini-100 SC, ST, FC (100+ cleans)		1 Cleaner	
8500-05-0006MZ	One-Click Mini-100 MU/LC (100+ cleans)		1 Cleaner	
8500-05-0009MZ	One-Click Cleaner Mini-500 SC, ST, FC (500+ cleans)		1 Cleaner	
8500-05-0010MZ	One-Click Cleaner Mini-500 MU/LC (500+ cleans)		1 Cleaner	
8500-05-0007MZ	One-Click Ultra Cleaner 2.5 (enlarged cleaning) SC, ST, FC (500+ cleans)		1 Cleaner	
8500-05-0008MZ	One-Click Cleaner D-LC, Duplex LC (2 x 500+ cleans)		1 Cleaner	
8500-05-0030MZ	One-Click Cleaner MPO (500+ cleans)		1 Cleaner	
8500-05-0013MZ	One-Click Cleaner MPO-16 (500+ cleans)		1 Cleaner	
8500-05-0031MZ	One-Click Cleaner MT-RJ (500+ cleans)		1 Cleaner	
8500-05-0014MZ	One-Click Cleaner M20, 2.0 mm ferrule (500+ cleans)		1 Cleaner	
8500-05-0015MZ	One-Click Cleaner CS, MDC Duplex (500+ cleans)		1 Cleaner	
8500-05-0016MZ	One-Click Cleaner SN Duplex (500+ cleans)		1 Cleaner	
8500-05-0018MZ	One-Click Cleaner HOC, Hardened Optic Connectors (500+ cleans)		1 Cleaner	
8500-05-0021MZ	One-Click Cleaner SC, ST, FC (box of 5 units)		5 Cleaners	
8500-05-0022MZ	One-Click Cleaner MU/LC (box of 5 units)		5 Cleaners	
8500-05-0025MZ	One-Click Cleaner Mini-100 SC, ST, FC (box of 5 units)		5 Cleaners	
8500-05-0026MZ	One-Click Cleaner Mini-100 MU/LC (box of 5 units)		5 Cleaners	
8500-05-0027MZ	One-Click Ultra Cleaner 2.5 SC, ST, FC (box of 5 units)		5 Cleaners	
8500-05-0023MZ	One-Click Cleaner MPO-16 (box of 5 units)		5 Cleaners	

July 15, 2022

NEOCLEAN-M and -M2

NEOCLEAN-E Models

FiberWipes Tub

NEOCLEAN Fiber Connector Cleaning Tools

AFL NO.	Description		
8500-15-0900MZ	NEOCLEAN-E1 for MU and LC connectors with UPC/APC polishes (750+ cleans)		
8500-15-0901MZ	NEOCLEAN-E2 for SC and FC connectors with UPC/APC polishes and OptiTap connectors (750+ cleans)		
8500-15-0902MZ	NEOCLEAN-E3 for SC, ST, FC, E2000 with UPC/APC polishes and OptiTap connectors (750+ cleans)		
8500-15-0903MZ	NEOCLEAN-ES1 - pack of 3 replacement cartridges for NEOCLEAN-E1 (750+ cleans each)		
8500-15-0904MZ	NEOCLEAN-ES2 - pack of 3 replacement cartridges for NEOCLEAN-E2 (750+ cleans each)		
8500-15-0905MZ	NEOCLEAN-ES3 - pack of 3 replacement cartridges for NEOCLEAN-E3 (750+ cleans each)		
8500-15-0909MZ	NEOCLEAN-M for MPO/MTP® connectors (600+ cleans)		
8500-15-0910MZ	NEOCLEAN-M2 for MPO-16/MTP-16® connectors (600+ cleans)		

Optical Grade Cleaning Wipes

AFL NO.	Description	
9000-03-0025MZ	FiberWipes™ - 90 optical quality wipes per tub, (1 tub)	
9000-03-0026MZ	FiberWipes - 90 optical quality wipes per tub (1 case of 24 tubs)	

Splicing & Test Equipment

OPTICAL LOSS TESTING

ROGUE® OLTS Certifier

Test & Certify Multimode or Single-Mode Networks

ROGUE OLTS Certifier can perform multiple tests, certify a range of network types, and work both online and offline.

Specifications

- Wavelengths: Dual SM (1310, 1550 nm)
  Quad (850, 1300, 1310, 1550 nm)
- Power Measurement Range: -3 to +60 dBm
- Length Measurement Range: 5 km (MM); 200 km (SM)
- Encircled Flux Compliant
- Internal Storage: 4 GB (>1000 fibers)
- Size: 23.5 x 13.3 x 7.6 cm
- Weight: 1.56 kg (3.46lb)
- Battery Life: >8 hours continuous testing
- Display: 7" high resolution color screen

ROGUE OLTS Certifier was designed for both enterprise network operators and telecom service providers who need to test and vertify their networks. Its unique design features a test port on each of the paired units that measures insertion loss, return loss and length bi-directionally on multimode or single-mode networks. The additional dedicated power meter and visual fault identifier help with troubleshooting.

ROGUE is available with dual bi-directional test ports that certify two single-mode fibers at once, without swapping test cords, to accelerate testing high density networks such as data centers, saving technicians valuable time when testing hundreds or even thousands of fibers.

ROGUE OLTS Certifier is another product from AFL that focuses on being robust, easy-to-use and affordable.

AFL

Contact sales@AFLglobal.com

July 15, 2022

iB1 Base with Module

iB1 Base with Module

ROGUE Carry Case

ROGUE® OLTS Certifier

Only available to customers in North America, Central America and the Caribbean, and the Middle East!

- Each ROGUE OLTS Certifier Kit includes two (2) of each: ROGUE iB1 Base, kit-specific ROGUE Modules, battery, AC charger, carry strap, carry case.
- Each ROGUE OLTS Certifier Kit includes (1) One-Click Cleaner SC/2.5 mm, (1) One-Click Cleaner LC/1.25 mm, switchable test port adapters.

		Contains (ea.)								
						Adapters				
							Test Port			
		ROGUE Base	ROGUE Modules			Mating	OLS	OPM		
			Quad	Dual Engine						
AFL NO.	ROGUE OLTS Certifier Kit	iB1	SM/MM	SM	MM	SC	SC	SC	LC	
RGK-CERT01B1	Quad SM/MM	2	2			2	2	2	2	
RGK-CERT03B1	Dual Engine SM	2		2		2	4	2	2	

ROGUE OLTS Certifier Kit Order Entry

RGK-CERT[KIT]-[C]-[AC] where:

[KIT]	ROGUE OLTS Certifier Kit Type/Contents
01B1	(2) iB1 Base, (2) Quad SM/MM OLTS Certifier Module, adapters, One-Click Cleaner
03B1	(2) iB1 Base, (2) Dual Engine SM OLTS Certifier Module, adapters, One-Click Cleaner

[C]	Single-mode Connector Type
U	UPC
A	APC

[AC]	Destination Country	AC Power Plug Type
US	USA	3-wire, 115V, Type K
EU	European Union	3-wire, 250V, Type B
UK	United Kingdom	3-wire, 250V, Type D
CN	China, Australia	3-wire, 250V, Type C
DK	Denmark	3-wire, 250V, Type E

[AC]	Destination Country	AC Power Plug Type
JP	Japan	3-wire, 125V, Type M
CH	Switzerland	3-wire, 250V, Type L
IT	Italy	3-wire, 250V, Type I
IL	Israel	3-wire, 250V, Type H
IN	India	3-wire, 250V, Type G

AFL TURBO

Google play

Mobile App for ROGUE® OLTS Certifier

Android Apps are available as free downloads from Google Play to configure, control and access results from ROGUE OLTS Certifier.

Mobile App	Android Google Play	
ROGUE TURBO OLTS Certifier	Available	

ROGUE RTG "Ready to Go" Tablets

AFL offers Android Tablets preloaded and configured for use with the ROGUE | aeRos Test Suite.

AFL NO.	Warranty (Description)	
RGA-7TBLT-01	Preloaded with AFL ROGUE Apps. 90 days Limited Warranty	

July 15, 2022

ROGUE iB1 Base

OLTS Certifier Module

ROGUE® Hardware and Accessories

AFL NO.	Description	Contains	
RGK-OLTS03B1	ROGUE OLTS Kit with iB1 Base	(1) ROGUE iB1 Base, (1) Dual Engine SM Module, (2) SM reference cords (1) battery, (1) AC charger, (1) adjustable carry strap	
RG-B01	ROGUE iB1, Intelligent Base	(1) ROGUE iB1 Base, (1) battery, (1) AC charger, (1) adjustable carry strap	
RG-1100-Q01	ROGUE OLTS Certifier Quad Module	(1) Quad Module; test port adapters: (2) SC for OLS port, (1) SC and (1) LC for OPM port	
RG-1100-S01-D	ROGUE OLTS Certifier SM Module	(1) SM Module; test port adapters (2) SC for OLS port, (1) SC and (1) LC for OPM port	
RGA-CASE-01	ROGUE Kit Carry Case	(1) Case	
5400-00-0200	ORL Referencing Mandrel	(1) Mandrel	
8400-00-0066MZ	SC UPC Terminator for ORL Reference	(1) Terminator	
8400-00-0048MZ	FC UPC Terminator for ORL Reference	(1) Terminator	
RGA-STRAP-01	ROGUE Adjustable Carry Strap	(1) Strap	
4050-00-0918PR	AC charger fpr ROGUE iB1 Base	(1) AC charger, (specify power cord, see page 63, Table 1)	

Connector Adapters for ROGUE OLTS Certifier Module Test Ports

2900-50-0003MR

2900-52-0005MR

2900-50-0007MR

Connector Adapters for ROGUE Module Test Ports

Note: ROGUE modules are shipped with SC adapter installed on OLS ports and universal 2.5 mm adapters installed on OPM and VFL ports.

AFL NO.	Connector Adapter Type	Test Port Usage	
2900-50-0002MR	FC	OLS	
2900-50-0003MR	SC	OLS	
2900-50-0004MR	ST	OLS	
2900-50-0006MR	LC	OLS	
2900-52-0001MR	FC	OPM	
2900-52-0002MR	SC	OPM	
2900-52-0003MR	ST	OPM	
2900-52-0004MR	LC	OPM	
2900-52-0005MR	2.5 mm Universal	OPM	
2900-52-0006MR	1.25 mm Universal	OPM	
2900-50-0007MR	2.5 mm Universal	VFL	
2900-50-0010MR	1.25 mm Universal	VFL	

Encircled Flux (EF) Reference Grade Test Cords

Encircled Flux (EF) requirements (IEC 61280-1-4 and TIA-568-14-B) specify multimode launch conditions at the end of an EF qualified Reference Grade Test Cord (RGTC). Thus, compliance to EF standards requires both, a light source with EF compliant optics and a RGTC. AFL offers RGTCs with a range of connector options. RGTCs are qualified in one direction and marked accordingly (input/output). AFL Reference Grade Test Cords use 50 µm OM4 fiber, red jacketing, and come in 2-meter length. Red jacketing used to distinguish RGTCs from standard multimode fiber jumpers.

AFL NO.	Connectors	
8700-04-0001MR	FC to FC	
8700-04-0002MR	FC to SC	
8700-04-0003MR	FC to LC	
8700-04-0004MR	FC to ST	
8700-04-0005MR	SC to FC	

AFL NO.	Connectors	
8700-04-0006MR	SC to SC	
8700-04-0007MR	SC to LC	
8700-04-0008MR	SC to ST	
8700-04-0028MR	LC to LC	

July 15, 2022

MFS- Multi-Fiber Switch

MFS in Carry Holster

Multi-Fiber Switch Certification Add-on Kits

Each Multi-Fiber Switch Certification Add-on kit include (2) Multi-Fiber Switches, (2) 6 in. USB-USB mini cables, (2) key Up / key Down MPO-MPO mating adapters, (2) MFS carry holsters, (1) One-Click Cleaner MPO, (2) MFS Kit carry cases, test cords and mating adapters (see table below).

AFL NO.	Add-On Kit	Contains (ea.)			
			Reference Test Cords		
		12F MFS Switch	SC-SC, 0.3 (m)	12F MPO-MPO, 2 (m)	
MPO-SM-CERT-ADD	SM, SC/UPC-MPO/APC	(2) SM, SC/UPC-MPO/APC	(2) SM	(2) SM, type A unpinned; (2) SM, type A pinned/unpinned; (1) SM, type B unpinned	
MPO-MM-CERT-ADD	MM, SC/UPC-MPO/UPC	(2) MM, SC/UPC-MPO/UPC	(2) MM	(2) OM4, type A unpinned; (2) OM4, type A pinned/unpinned; (1) OM4, type B unpinned	

Multi-Fiber Switch Models

AFL's Multi-Fiber Switch enables the testing of 12-fiber cables without the need to use a breakout cable. The switch allows you to utilize a single piece of test equipment to seamlessly cycle through all of the fibers in a connector regardless of polarity without having to disconnect and reconnect your test equipment. Multi-Fiber Switch is compatible with your OLTS Certification equipment.

Model	Fiber Type	Wavelength Range	Insertion Loss	Optical Return Loss (ORL)	Power
MFS-12-SM	Single-mode	1270 – 1670 nm	2.8 dB typ.; 3.3 dB max.	50 dB min	Li-Ion, USB
MFS-12-MM	OM4 multimode	800 – 1320 nm	1.8 dB typ.; 2.3 dB max.	Not specified	Li-Ion, USB

AFL NO.	Description	
MFS-12-SM-ASC-FR	Multi-Fiber Switch, 12 fibers SM, APC–SC, MPO Fiber Ring (pinned or non-pinned), soft case	
MFS-12-SM-ASC	Multi-Fiber Switch, 12 fibers SM, APC–SC, soft case	
MFS-12-SM-USC	Multi-Fiber Switch, 12 fibers SM, UPC–SC, soft case	
MFS-12-MM-USC	Multi-Fiber Switch, 12 fibers MM, UPC–SC, soft case	

FlowScout PON Power Meter

The Easiest Way to Verify Many Types of PON Networks

Eliminate the guesswork in activating and troubleshooting many types of PON Network

Specifications

- Network Types: BPON, EPON, GPON, 10G-EPON, XG-PON, XGS-PON
- Upstream: 1310, 1270 nm
- Downstream:1490, 1550, 1577 nm
- Battery: >8 hours, rechargeable
- Weight: 0.59 kg (1.3 lb)
- Size: 17.1 x 10.4 x 4.6 cm (6.75 x 4.1 x 1.8 in)

AFL's FlowScout PON Power Meter identifies, measures, and qualifies both downstream and upstream signal levels in FTTx PON networks. It is perfect for technicians responsible for activating and maintaining networks carrying a mix of GPON/EPON, video, and next gen PON (XG/XGS-PON, 10GEPON) wavelengths.

Unlike competing through-mode PON Power Meters, AFL's FlowScout requires no setup. Technicians simply plug in the fiber under test to see results displayed in seconds on the large color touchscreen. Storage and reporting options are included to verify and document results from the field.

FlowScout's rugged design makes it perfect for outside plant environments where it can be dropped, get dirty or even wet. And because it is so easy to use, FlowScout requires little, if any, training.

Contact your AFL representative to schedule a demo or get more information.

AFL

Contact sales@AFLglobal.com

July 15, 2022

FlowScout PON Optical Power Meter

Designed for all: FlowScout PON power meter is designed to meet the demands of the outside plant environment. It easily withstand the one-meter drop test and has splash resistant controls that are easy to use, even with gloves on.

Flexible and efficient: A range of field-swappable output adapters enables access for cleaning optical ports and supports multiple connector styles. The efficient design provides long test time from rechargeable Li-Polymer battery. Equipped with auto-off feature to save power.

Stores test results: The File Management system allows technicians to organize test results into multiple files and transfer stored results via USB to a PC for analyzing, generating reports, and printing. QR code feature can easily collect and transfer test data via any smart devices. Fully N.I.S.T. traceable.

AFL NO.	Description						
TPPM-XG	FlowScout PON Power Meter XGPON/XGSPON	Upstream	Wavelength	1270 nm	1310 nm		
			Measurement Range	-30 to +13 dBm	-30 to +13 dBm		
		Downstream	Wavelength	1490 nm	1550 nm	1577 nm	
			Measurement Range	-50 to +13 dBm	-35 to +26 dBm	-50 to +17 dBm	

FlowScout Included Accessories

AFL NO.	Description	
8700-00-0090MR	(2) SC/APC to SC/APC Test Jumpers, 2 m	
6000-00-0036MR	USB-A to USB-C Charge and Data Transfer Cable	
8500-05-0009MZ	SC One-click mini cleaner (500)	
4050-00-0034MR	AC Adapter	
AFL ships one power plug (of customer choice) along with the order. Please select one out of the four plugs listed below.		
4050-00-0034EUMR	EU Power Plug for AC charger	
4050-00-0034NAMR	US power plug for AC charger	
4050-00-0034SAAMR	CN/AUS power plug for AC charger	
4050-00-0034UKMR	UK power plug for AC charger	

July 15, 2022

Optical Loss Test Kits (SLP, SMLP, and CK Series)

Quick Ref Guides (PDF format) are available in Chinese Simplified, Chinese Traditional, French, German, Italian, Japanese, Korean, Portuguese, Spanish and Turkish on www.AFLglobal.com.

Encircled Flux Options for multimode testing. See "Encircled Flux (EF) Compliant Test Kit and Light Source" on page 50.

Specify one source/adapter cap connector type when ordering. All test kits include an optical power meter, optical light source, adapter cap, user's guide, and carry case. Additional adapter caps may be ordered separately (see page 62). For available AC chargers see page 51. SLP and SMLP5 kits also include mandrel, USB cable, and

TRM® 3 Test Results Manager trace analysis/reporting and certification or OPM loss reporting PC software (Basic License).

SLP5-6

SMLP5-5

CKSM-2

AFL NO.	Power Meter	Light Source	Fiber Type	Loss Measurements (nm)					Dynamic Range (dB)	Available Connectors	Features			
				850	1300	1310	1490	1550			Set Ref.	PC S/W	Auto Dual λ Test	
SLP5-6	OPM5-3D	OLS2-DUAL	SM			◆		◆	70[b]	FC, SC, ST, LC	◆	◆	◆	
SLP5-FTTH	OPM5-4D	OLS7-FTTH	SM			◆	◆	◆	45[b]	FC, SC, ST, LC	◆	◆	◆	
SMLP5-5	OPM5-2D	OLS4	MM SM	◆	◆	◆		◆	40 @850/1300 nm[a] 60 @1310/1550 nm[b]	FC, SC, ST, LC	◆	◆	◆	
CKM-2	CSM1-3	CSS1-MM	MM	◆	◆				40[a]	SC (fixed)	◆			
CKS-3	CSM1-3	CSS1-SM	SM			◆		◆	70 @1310/1550 nm	FC, SC	◆			
CKSM-2	CSM1-3	CSS1-MM CSS1-SM	MM SM	◆	◆	◆		◆	40 @850/1300 nm[a] 60 @1310/1550 nm[b]	SC	◆			

Notes:

a. On 62.5/125 µm multimode fiber.

b. On 9/125 µm single-mode fiber.

July 15, 2022

Encircled Flux (EF) Compliant Test Kit and Light Source

Since adoption by the IEC, Encircled Flux (EF) multimode launch requirements are increasingly specified into fiber loss testing job requirements. Meeting EF specification requires technicians use EF qualified test sets. It is important to note IEC 61280-1-4 and TIA-568-14-B, specify EF multimode launch conditions at the end of an EF qualified Reference Grade Test Cord (RGTC) – not directly out source test port. EF compliance requires an EF source and RGTC used together.

AFL EF compliant loss test kit

Multimode Test Port: Light Source with designed in Encircled Flux (EF) optics paired with one EF qualified RGTC; 50/125 µm receive test cord

Single-mode Test Port: Light Source with two 9/125 µm test cords (launch/receive)

AFL NO.	Power Meter	Light Source	WL - λ (nm)	Dynamic Range (dB)	Available Connectors		Included 2-meter Test Cords		
					Source Port	Test Cord	Launch (µm)	Receive (µm)	
SMLP5-5-EF-XX-YY	OPM5-2D	OLS4-EF	850, 1300 1310, 1550	40 @850/1300 nm 60 @1310/1550 nm	FC, SC	FC, SC, ST, LC	MM: RGTC, 50/125 SM: 9/125	MM: 50/125 SM: 9/125	

When placing an order, select options as follows:

SMLP5-5-EF — XX — YY

Source port UCI adapter style (XX)

Input connector of RGTC (XX)

XX = FC, SC

Output connector of RGTC (YY) *

YY = FC, SC, ST, LC

* See section "Encircled Flux (EF) Reference Grade Test Cords" (below) to order additional Reference Grade Test Cords.

AFL EF compliant light source

Afl offers OLS4 light source with designed in Encircled Flux (EF) optics supplied with EF qualified RGTC.
Specify RGTC connectors at time of order. OLS4 EF is supplied with one multimode RGTC and one standard 9/125 µm single-mode test cord.

AFL NO.	Wavelengths	Test Cords Included	
OLS4-EF-XX-YY	MM 850/1300 nm SM 1310/1550 nm	(1) RGTC, 50 µm, MM, 2-meter (1) 9/125 µm, SM, 2-meter	

When placing an order, select options as follows:

OLS4-EF — XX — YY

Source port UCI adapter style (XX)

Input connector of RGTC (XX)

XX = FC, SC

Output connector of RGTC (YY)*

YY = FC, SC, ST, LC

* See section "Encircled Flux (EF) Reference Grade Test Cords" (below) to order additional Reference Grade Test Cords.

Encircled Flux (EF) Reference Grade Test Cords

Encircled Flux (EF) requirements (IEC 61280-1-4 and TIA-568-14-B) specify multimode launch conditions at the end of an EF qualified Reference Grade Test Cord (RGTC). Thus, compliance to EF standards requires both, a light source with EF compliant optics and a RGTC. AFL offers RGTCs with a range of connector options. RGTCs are qualified in one direction and marked accordingly (input/output). AFL Reference Grade Test Cords use 50 µm OM4 fiber, red jacketing, and come in 2-meter length. Red jacketing used to distinguish RGTCs from standard multimode fiber jumpers.

AFL NO.	Connectors	
8700-04-0001MR	FC to FC	
8700-04-0002MR	FC to SC	
8700-04-0003MR	FC to LC	
8700-04-0004MR	FC to ST	
8700-04-0005MR	SC to FC	

AFL NO.	Connectors	
8700-04-0006MR	SC to SC	
8700-04-0007MR	SC to LC	
8700-04-0008MR	SC to ST	
8700-04-0028MR	LC to LC	

July 15, 2022

LED and Laser Light Sources (OLS and CSS1 Series)

5 YEAR WARRANTY

OLS1-DUAL

OLS2-DUAL

OLS4

OLS7

CSS-SM

Quick Ref Guides (PDF format) are available in Chinese Simplified, Chinese Traditional, French, German, Italian, Japanese, Korean, Portuguese, Spanish and Turkish www.AFLglobal.com.

Encircled Flux Options for multimode testing. See "Encircled Flux (EF) Compliant Test Kit and Light Source" on page 50

When ordering, specify connector type at the end of model number (e.g. OLS2-DUAL-SC). All OLS models include protective rubber boot and carry case. AC chargers are available (ordered separately), see table below.

Model	Output Wavelengths (nm)						Output Ports	Emitter Type[a]	Output Power (nominal, dBm)	Stability	Wave ID Transmit	Available Connectors	Power	
	850	1300	1310	1490	1550	1625								
OLS1-DUAL	◆	◆					1	LED	-20	± 0.1 dB/8 hrs	◆	FC, SC, ST, LC	(2) AA, AC	
OLS2-DUAL			◆		◆		1	Laser	0[b]	± 0.05 dB/1 hr	◆	FC, SC, ST, LC	(2) AA, AC	
OLS4	◆	◆	◆		◆		2	LED and Laser	-20 @850 &1300 nm 0 @1310 & 1550 nm	± 0.05 dB/1 hr	◆	FC, SC, ST, LC	(2) AA, AC	
OLS7-3			◆		◆	◆	1	Laser	-5	± 0.05 dB/1 hr	◆	FC, SC, ST, LC	(2) AA, AC	
OLS7-FTTH			◆	◆	◆		1	Laser	-5	± 0.05 dB/1 hr	◆	FC, SC, ST, LC	(2) AA, AC	
CSS1-MM	◆	◆					1	LED	-20	± 0.1 dB/1 hr		SC (fixed)	(2) AA	
CSS1-SM			◆		◆		1	Laser	0	± 0.05 dB/1 hr		FC, SC, ST, LC	(2) AA	

Notes:

All Laser output powers are specified into 9/125 µm single-mode fiber.

a. Safety: Class I FDA 21 CFR 1040.10 and 1040.11, IEC 60825-1: 2007-03.

b. Adjustable 2 dB.

OLS AC Power Supply

AFL NO.	Description	OLS1-DUAL	OLS2-DUAL	OLS4	OLS7	
4050-00-0919PR	100-240 VAC to 9 VDC, (specify power cord, see page 63, Table 2)	◆	◆	◆	◆	

Connector Adapters (D models starting February 2006)

AFL NO.	Description	OLS1-DUAL	OLS2-DUAL	OLS4	OLS7	CSS1-SM	
2900-50-0002MR	FC adapter	◆	◆	◆	◆	◆	
2900-50-0003MR	SC adapter	◆	◆	◆	◆	◆	
2900-50-0004MR	ST adapter	◆	◆	◆	◆	◆	
2900-50-0006MR	LC adapter	◆	◆	◆	◆	◆	
8800-00-0072PR	Universal flip-top dust cap for UCI outputs	◆	◆	◆	◆		

July 15, 2022

5 YEAR WARRANTY

Optical Power Meters (OPM and CSM1 Series)

Quick Ref Guides (PDF format) are available in Chinese Simplified, Chinese Traditional, French, German, Italian, Japanese, Korean, Portuguese, Spanish and Turkish on www.AFLglobal.com.

OPM4

OPM5

CSM1

OPM models.

- Select one of the following adapter caps when ordering power meters: 2.5 mm, 1.25 mm, FC, SC, ST, LC.
- OPM5 models include TRM® 3 software (Basic License).
- For a list of all available adapter caps, see page 62.

When placing an order, select options as follows:

- Model Number (M)
- Detector Type (N)
- Connector Configuration (CC)

OPM M — N — CC

Model Number (M)
M = 5, 4

Detector Type (N)
N = 4, 3, 2, 1

Connector (CC)
CC = FC, SC, ST, LC, 2.5 mm, 1.25 mm (ONE ONLY!)

CSM1 models

- Select one of the following adapter caps when ordering power meters: 2.5 mm, 1.25 mm, FC, SC, ST, LC.
- For a list of all available adapter caps, see page 62.

When placing an order, select options as follows:

- Detector Type (N)
- Connector Configuration (CC)

CSM1 — N — CC

Detector Type (N)
N = 4, 3, 2, 1

Connector (CC)
CC = FC, SC, ST, LC, 2.5 mm, 1.25 mm (ONE ONLY!)

Model	Calibrated Wavelengths (nm)										Detector Type	Measurement Range (dBm)	Units of Measure	Power	Features				
	650	660	780	850	980	1300	1310[a]	1490	1550	1625					Set Ref.	PC S/W	Wave ID	Tone[b]	
OPM4-1D	◆	◆	◆	◆							Silicon	+6 to -70	dB, dBm, W	(2) AA, USB	◆		◆	◆	
OPM4-2D				◆		◆	◆	◆	◆		Germanium	+6 to -60	dB, dBm, W	(2) AA, USB	◆		◆	◆	
OPM4-3D				◆		◆	◆	◆	◆	◆	InGaAs	+10 to -75	dB, dBm, W	(2) AA, USB	◆		◆	◆	
OPM4-4D				◆	◆	◆	◆	◆	◆	◆	InGaAs	+26 to -50	dB, dBm, W	(2) AA, USB	◆		◆	◆	
OPM5-2D				◆		◆	◆	◆	◆		Germanium	+6 to -60	dB, dBm, W	(2) AA, USB	◆	USB	◆	◆	
OPM5-3D				◆		◆	◆	◆	◆	◆	InGaAs	+10 to -75	dB, dBm, W	(2) AA, USB	◆	USB	◆	◆	
OPM5-4D				◆	◆	◆	◆	◆	◆	◆	InGaAs	+26 to -50	dB, dBm, W	(2) AA, USB	◆	USB	◆	◆	
CSM1-3				◆		◆	◆	◆	◆	◆	InGaAs	+6 to -70	dB, dBm, W	(2) AA	◆			◆	
CSM1-4				◆	◆	◆	◆	◆	◆	◆	InGaAs	+26 to -50	dB, dBm, W	(2) AA	◆			◆	

Notes:

a. Optical Power Meters use a common calibration point for 1300 nm (multimode) and 1310 nm (single-mode).
b. 270 Hz, 330 Hz, 1 kHz, and 2 kHz Tone detection.

OPM Accessories

AFL NO.	Description	OPM4D	OPM5D	
6000-00-0024MR	USB Cable: PC (USB-A) to OPM (USB-MINI B): - Connect OPM to PC for data upload to TRM® 3 - External Power for OPM (when used with customer supplied USB-A power source) Note: OPM/OLS don't charge any rechargeable batteries!	External power only	Connect to PC and external power	

Splicing & Test Equipment

FIBER IDENTIFICATION

July 15, 2022

MFIS Multi-Fiber Identification System

MFIS Multi-Fiber Identification System is an award-winning, innovative product family to help users verify network construction quickly, accurately and efficiently. MFIS provides 100% multi-fiber network continuity assurance and senior management peace-of-mind.

MFT Multi-Fiber Tracer	Wavelength	Output Power	Connector Type	Power
MFT	1550 nm ±20 nm	+3 dBm ±1 dB peak into 9/125 µm fiber	MTP®/MPO/APC (unpinned) 12-fiber	2 X AA

MFI Multi-Fiber Identifier	Calibrated Fiber Size and Wavelength	Data Detection Range	Working Fiber Size	Power
MFI	250 µm @1550 nm (SMF-28/28E) ribbon fiber	+2 to -35 dBm	250 µm ribbon fiber	2 X AAA

MFP Multi-Fiber Power Meter	Calibrated Wavelength	Tone Detection	Measurement Range	Power
MFP	Fiber ID mode: 1550 nm OPM mode: 850, 1300, 1310, 1490, 1550, 1625 nm	270 Hz, 330 Hz, 1 kHz, 2 kHz	Fiber ID mode: +10 to -35 dBm OPM mode: +10 to -75 dBm	2 X AA

MFT Multi-Fiber Tracer

MFIS Ordering

AFL NO.	Includes: Multi-Fiber Tester: MFT Tracer	MFI Identifier	MFP Power Meter	Accessories: 12-fiber Cable	One-Clicks	Soft Carry Case	
MFTI-12-BAS	◆	◆		◆	◆	◆	
MFTP1-12-BAS	◆		◆	◆	◆	◆	
MFTIP1-12-BAS	◆	◆	◆	◆	◆	◆	
MFI1-00-0900MR		◆					
MFP1-12-0900MR			◆				

MFI Multi-Fiber Identifier

MFIS Kits Order Entry

MFTI-12-BAS-[C] **MFTP1-12-BAS-[C]** **MFTIP1-12-BAS-[C]**

[C]	Cable type
ASC	MPO to 12-fiber SC/APC fan-out cable, One-Click Cleaner MPO, One-Click Cleaner Mini-100 SC, ST, FC
USC	MPO to 12-fiber SC/UPC fan-out cable, One-Click Cleaner MPO, One-Click Cleaner Mini-100 SC, ST, FC
ULC	MPO to 12-fiber LC/UPC fan-out cable, One-Click Cleaner MPO, One-Click Cleaner Mini-100 LC/MU

MFP Multi-Fiber Power Meter

MFIS Accessories

AFL NO.	Description	
8700-00-0198MR	Cable, MPO/APC(M)-SC/APC, 12-fiber, SM, fan-out, 3 meters	
8700-00-0200MR	Cable, MPO/APC (M) - SC/UPC, 12-fiber, SM, fan-out, 3 meters	
8700-00-0201MR	Cable, MPO/APC (M) - LC/UPC, 12-fiber, SM, fan-out, 3 meters	
8500-05-0005MZ	One-Click Cleaner Mini-100 SC, ST, FC (100+ cleans)	
8500-05-0006MZ	One-Click Mini-100 MU/LC (100+ cleans)	
8500-05-0030MZ	One-Click Cleaner MPO (500+ cleans)	

OFI-BIPMe Optical Fiber Identifier

Verify before disconnect! Avoid costly network disruption!

AFL's OFI-BIPMe is an easy-to-use hand-held device that determines if a fiber is live, the transmission direction, carrying up to four tones, and the relative core power. Its best-in-breed sensitivity makes it the only OFI that works on bend insensitive fiber and in a bright sunlight.

A favorite of technicians in the field, OFI-BIPMe has a universal head which means there are no adapters to change or lose. The slim front profile makes checking tightly packed fibers easier and the positive-stop trigger ensures the perfect amount of pressure is applied every time.

The OFI-BIPMe is nicknamed the "job saver" because it eliminates the possibility of unplugging a live fiber and interrupting service to customers which could cause expensive network outages. And its ergonomic design has been described as stunning.

Specifications

- Insertion Loss: 0.2 dB @1310 m
- Detection Sensitivity: -64 dBm @1310 nm, 250 µm fiber
- Detect up to four tones: 270Hz, 330Hz, 1KHz, and 2KHz
- Power Measurement: +10 to -73 dBm @1550 nm, 250 µm fiber
- Power Supply: 2 x AA batteries; 1.2 to 1.5 V DC
- Battery Life: 8 hours
- Dimensions (W x H x D): 5.0 x 11.5 x 21.2 cm (1.9 x 4.5 x 8.3 in)
- Weight: 230 g (8.1 oz) including battery

AFL

Contact sales@AFLglobal.com

July 15, 2022

OFI-BIPM

OFI-BIPMe

OFI-BIPM & OFI-BIPMe Optical Fiber Identifiers

Only available to customers in North America, Central America and the Caribbean, China, Vietnam, and Malaysia!

The OFI-BIPM/-BIPMe optical fiber identifier is an easy-to-use tool that determines if a fiber is live, the transmission direction, and the relative core power on standard and bend-insensitive single-mode and multimode fibers. Its positive-stop trigger mechanism provides the right amount of pressure every time to assure proper detection, while keeping loss to a minimum. This ensures that traffic will not be interrupted and the fiber will not be damaged.
Our full featured OFI-BIPM/-BIPMe includes a touch screen, an integrated optical power meter, and several easy-to-select options. The OFI-BIPM/-BIPMe includes carry case, batteries, and user's guide.

Model	Fiber Type	Wavelength Range	Power	Detectable Signals	
OFI-BIPM	MM fiber, 0.25 mm SM and SM ribbon fiber (up to 12 ribbon) 1.1 /1.5 /1.7 /2.0 /3.0 mm SM jacketed fiber	900-1700 nm	(2) AA	CW, Traffic or 270 Hz / 1 kHz / 2 kHz	
OFI-BIPMe	MM fiber, 0.25 mm SM and SM ribbon fiber (up to 12 ribbon) 1.1 /1.5 /1.7 /2.0 /3.0 mm SM jacketed fiber	900-1700 nm	(2) AA	CW, Traffic or 270 Hz / 330 Hz / 1 kHz / 2kH	

OFI-BIPM/-BIPMe Power Meter Port Adapters

AFL NO.	Adapter Type	Test Port	
BIPM-00-FC	FC	OPM (power meter)	
BIPM-00-SC	SC	OPM (power meter)	
BIPM-00-ST	ST	OPM (power meter)	
BIPM-00-LC	LC	OPM (power meter)	
BIPM-00-25	2.5 Universal	OPM (power meter)	

OFI-200D

OFI-400

OFI- 200D and OFI-400 Optical Fiber Identifiers

All OFI models include carry case, batteries, and user's guide.

Model	Fiber Coating Type (recommended)	Wavelength Range (nm)	Insertion Loss (dB) @		Power	Tone (Hz)				Traffic Direction	
			1310 (nm)	1550 (nm)		270	330	1000	2000		
OFI-200D	250 µm, 900 µm, ribbon, 2 mm or 3 mm jacketed	800 - 1700	0.6	2.5	9V				◆	◆	
OFI-400	250 µm, 900 µm, ribbon, 2 mm or 3 mm jacketed	800 - 1700	0.6	2.5	(2) AAA	◆	◆	◆	◆	◆	
OFI-400C	2 mm or 3 mm jacketed	800 - 1700	1.0	2.8	(2) AAA	◆	◆	◆	◆	◆	
OFI-400HP	2 mm or 3 mm jacketed	800 - 1700	0.2 to 0.5	0.8 to 1.3	(2) AAA	◆	◆	◆	◆	◆	

OFI-200D and OFI-400 Accessories

AFL NO.	Test Port	
OFI1-10-0102PR	OFI 200D and OFI-400 plunger, head	
OFI1-10-0216PR	OFI 200D and OFI-400 plunger cover	

VFI4 and VFI4-L

Compact Long-Range Red Laser Visual Fault Identifiers

Visualize defects in your single-mode and multimode fiber optic cables with the press of a button!

Specifications

- Wavelength: 650 nm ±15 nm
- Modulation: 2 Hz or CW selected
- Output Power: VFI4 model - 5 mW (maximum)
  VFI4-L model - 1 mW (maximum)
- Power 1 AA battery, VFI4 model - <30 hours (flash mode)
  VFI4-L model - <50 hours (flash mode)
- Size (H x W x D) 7.9 x 4.7 x 2.2 cm (3.1 x 1.8 x 0.8 in)
- Weight 43 g (1.5 oz)

Visual Fault Identifiers (VFIs), or Visual Fault Locators (VFLs), are used to inject visible light energy into a fiber. AFL's compact VFI4 injects high-powered red-laser light to provide exceptional brightness and range for locating sharp bends, breaks, faulty connectors, and other faults.

The VFI4 is about the size of an automotive key-fob and packs a powerful Class 3R red laser with a 10 km range. It is powered by one universally available AA battery which will last for more than 30 hours in flashing mode for VFI4 model and up to 50 hours for VFI4-L model.

The VFI4 features a 2.5 mm universal adapter that accepts PC and angled FC, SC, ST, etc. connectors. There is an option for 1.25 mm universal adapter for LC and MU connectors.

Built with the quality you expect from AFL, a leading global supplier of passive fiber optic components for over 30 years, the VFI4 can easily handle the rigors of the field test environment.

Contact your local AFL representative to learn more about the VFI4 and other essential tools for installing, activating and maintaining fiber optic networks.

AFL

Contact sales@AFLglobal.com

July 15, 2022

VFI4

NEW

VFI4-L

VFI4 Visual Fault Identifiers

NEW Now a low power version is also available!

AFL's compact VFI4 injects high-powered red-laser light to provide exceptional brightness and range for locating defects in single-mode and multimode fibers. During installation and activation, the VFI4 is used for quick continuity checks, fiber tracing, splice verification, and Pass/Fail validation for mechanical connectors. The VFI4 is also an essential troubleshooting tool to find sharp bends, breaks, faulty connectors, and other defects that "leak" light - enabling technicians to quickly spot them. The rugged VFI4 is designed for the rigors of real-life field testing. It has a range of up to 10 km, fits on a key-chain, and features extensions that protect the red-laser port. It has both CW and pulsating modes and is powered by a single AA battery for up to 30 hours of operation for VFI4 model and up to 50 hours for VFI4-L model.

Model	Wavelength	Output Power (into single-mode fiber)	Emitter Type	Connector Type	Power
VFI4	650 nm	5 mW, 2 Hz, CW	Laser[a]	Universal 2.5 mm; 1.25 mm	1 x AA
VFI4-L	650 nm	1 mW, 2 Hz, CW	Laser[b]	Universal 2.5 mm; Optional 1.25 mm	1 x AA

Notes:

a. Safety: Class IIIa FDA 21 CFR 1040.10 and 1040.11, Class 3R IEC 60825-1:2007-03.

b. Safety: Class II FDA 21 CFR 1040.10 and 1040.11, Class 2 IEC 60825-1:2007-03.

AFL NO.	Description	
VFI4-01-0900PR	VFI4 with 2.5 mm and 1.25 mm adapters	
VFI4-02-0900PR	VFI4-L, with 2.5 mm adapter	

VFI4 Accessories

The VFI4 uses one-piece thread-on adapters with a captivated alignment sleeve. For replacements, use part numbers 2900-50-0013MR and 2900-50-0012MR.

AFL NO.	Description	
2900-50-0013MR	2.5 mm Universal adapter for VFI port	
2900-50-0012MR	1.25 mm Universal adapter for VFI port	

MT Tracer Kit

MT Tracer (12-fiber VFI and Display)

The MT Tracer Kit includes an MT Tracer Source, MT Tracer Display, and carry case. The MT Tracer Source, which may be used as a multifiber Visual Fault Identifiers provides 12 separately controlled visible lasers. The MT Tracer Display uses passive optics to show the light received on each fiber being traced. The MT Tracer can illuminate a selected fiber or automatically sequence through all 12 fibers. When used together, the MT Tracer Source and Display provide a fast way to trace (verify connectivity) a 12-fiber link. Both Source and Display are equipped with male (pinned) 12-fiber MTP® connectors.

Model	Wavelength	Output Power (into SMF)	Emitter Type*	Connector Type	Power
MT Tracer Source	650 nm	1 mW, 2 Hz or CW	Laser	MTP®	2 AA (40 hours)

* Safety: Class II FDA 21 CFR 1040.10 and 1040.11, IEC 60825-1:2007-03.

AFL NO.	Model	Description	
TRCR-90-0900	MT Tracer Kit	MT Tracer Source, MT Tracer Display, and carry case	
TRCR-20-0900	MT Tracer Source	MT Tracer Source	
TRCR-10-0900	MT Tracer Display	Provides eye-safe viewing of visible light	

FlexReporter Software Suite

Comprehensive Cloud-based Analysis and Reporting Tools

Reporting and analyzing field test data has never been easier!

- Single software platform supporting AFL test and inspection instruments
- Wireless field upload of test data using the FlexApp Mobile App
- Results viewing, editing, reporting using the FlexReports PC software
- Simple 3-step configuration and extremely fast cloud-based reporting
- Comprehensive OTDR, OLTS, Inspection reporting capability
- Simple report navigation with hyperlinked test reports
- Report flexibility and customization with Report Wizard configurations

AFL's FlexReporter software suite is an all-in-one viewer, test data transfer, analysis, and cloud-based reporting tool designed for use with AFL fiber optic test and inspection products. Designed for speed and simplicity, FlexReporter enables you to generate clear and easy-to-read reports quickly and easily.

FlexReporter includes FlexApp for mobile sharing of field test results and FlexReports for generating clear and ultra-quick reports for large or small fiber projects. While reporting from the field, technicians benefit from FlexApp's auto-sync technology and a single App regardless of which AFL's test or inspection device is used.

FlexReports is the fastest cloud reporting engine available and can deliver large fiber reports in under 3 minutes. Its clean interface and large icons enable reports to be generated and viewed quickly and smoothly. View and analyze OTDR traces, loss or certification results, fiber end-face inspection results, and batch-edit OTDR traces uploaded from all AFL FlexScans and FOCIS inspection devices.

Available in either Basic or Advanced versions, reporting and analyzing field test results has never been easier.

Contact your AFL representative to schedule a demo or get more information.

AFL

Contact sales@AFLglobal.com

July 15, 2022

TEST MANAGEMENT AND REPORTING SOFTWARE

NEW

FlexReporter Software Suite

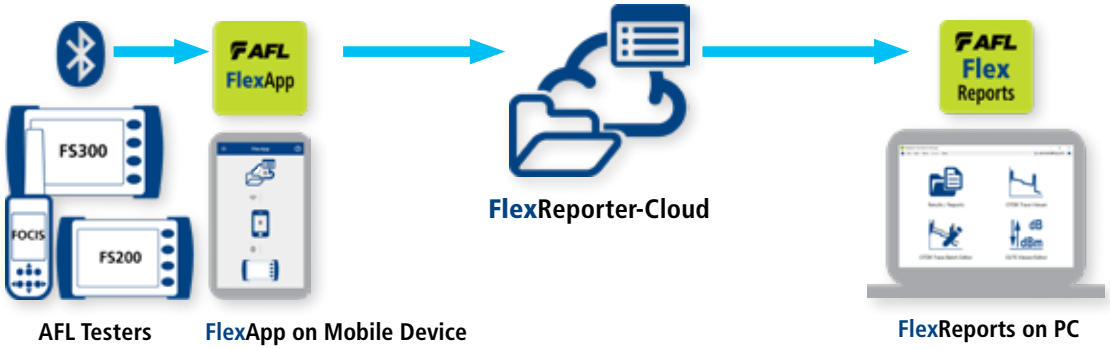

FlexReporter Software Suite is a cloud-based reporting platform that provides tools for wireless test data transfer and cloud-enabled reporting for AFL test and inspection products. FlexReporter combines FlexApp - a mobile App that wirelessly transfer test results to Reporter-Cloud and cloud-based, extremely fast reports generator - FlexReports PC software. The FlexReporter suite was developed to make the complicated task of reporting faster, simpler, and easy- to- use.

FlexReports PC software is integrated with the cloud to provide remote results download and a 3-click fast cloud-based reporting tool. The FlexReports mobile companion FlexApp provides on-site wireless cloud upload and sharing of test results from AFL OTDRs and Inspection products. FlexReports is a Windows®-compatible PC software that is available in both Basic Viewer and Advanced versions. FlexReports Basic enables users to quickly view and analyze results. It provides for simple single fiber OTDR and OLTS reports and includes a 60-day Advanced Reporter and batch editor license trial. FlexReports Advanced is a full featured reporting and post processing solution for generation of professional reports using industry standards. It supports AFL FlexScan OTDRs, FOCIS connector inspection products, OPM and OLTS products.

FlexApp is a mobile Android and iOS App that supports AFL's FlexScan OTDRs and FOCIS connector inspection products (FOCIS Flex, FOCIS Lightning). FlexApp wirelessly transfers test results from any FlexScan OTDR or FOCIS inspection probe directly to FlexReporter-Cloud for analysis, editing, and reports generation with FlexReports PC software.

Basic and Advanced Software Comparison

FlexReports Features	Basic License	Advanced License
OTDR Trace Viewer, OLTS Viewer/Editor	◆	◆
OTDR Trace Analysis with tt and Macrobend analysis	◆	◆
OTDR Add/Delete events from the Trace Viewer	◆	◆
Single Fiber reporting for OTDR and OLTS results	◆	◆
.SOR file to .CSV file export	◆	◆
60-Day Reporting and Batch Editor License Trial	◆	
Download of test results stored in the FlexReporter cloud		◆
Reports Wizard, compatible with TRM		◆
3-click reporting using new fast FlexReporter cloud report service		◆
Hyperlinked PDF test reports with clear Pass/Fail indicators		◆
Batch editing of OTDR .SOR files for renaming results, correcting Pass/Fail limits and launch cable settings		◆

Ordering

AFL NO.	Description	
RPTS-AD-USB-1	FlexReports Advanced, one seat license on USB	
RPTS-UP-TRM3-1	FLexReports Advanced, one seat, Upgrade from TRM® 3 Advanced on USB. Users must have TRM-3 Advanced license	
FlexReports Basic	FlexReports Basic, available for download on AFL Software Resources website	
FlexApp	FlexApp data transfer mobile App, available on Google Play and Apple App Storee	

July 15, 2022

TEST MANAGEMENT AND REPORTING SOFTWARE

Cloud-based Workflow Management Solution

aeRos® Cloud-based Test Management and Reporting

aeRos is the cloud-based solution that integrates every aspect of your testing process. aeRos lets you set up jobs before a truck ever rolls, monitor data and interact with technicians in real time, complete jobs faster, generate reports more efficiently, and get to revenue sooner.

- Seamless interaction with Android™ applications — push jobs and equipment setup down to tech in the field – no more mistakes and get test results real-time — from anywhere in the world
- Run reports at the push of a button — within seconds of completing the job users can run a report even before the technician leaves the job site
- Licensing — flexible licensing supports individual users to full enterprise solution

aeRos Software Licensing

aeRos solution is available in two options: aeRos BASIC account and aeRos PRO account.

aeRos® BASIC account — Data Management solution that allows users to save their test data in the aeRos Cloud and then retrieve it from anywhere at any time with a standard Internet browser. **aeRos BASIC is free to all owners of AFL's ROGUE modular test equipment.**

aeRos® PRO account — Workflow Management solution that allows users to manage their entire testing workflow and enables seamless and efficient communications and data management. aeRos PRO is available in annual and lifetime License configurations.

AFL NO.	Description	
aeRos-PRO-YRL	(1) Admin or Project Manager Seat plus (10) user seats, 1 year subscription	
aeRos-PRO-LFT	(1) Admin or Project Manager Seat plus (10) user seats, Lifetime subscription	

TRM® 3 Test Results Manager

TRM Test Results Manager, a PC-based software, provides comprehensive test results (OTDR trace, connector inspection, optical loss) test results analysis and reporting. Designed for use with AFL test and inspection products, TRM is available in Basic and Advanced versions. TRM Basic allows technicians to quickly view test results, analyze OTDR traces, view loss or certification results, batch-edit OTDR traces and create acceptance reports conforming to industry guidelines. Reports can be generated showing dual wavelength traces and event tables, end-face image, event map and loss data for each fiber. Users can apply pass/fail thresholds to OTDR events and OLTS measurement; create and apply application rules per industry standards. The OTDR Batch editor allows user to edit and analyze multiple trace files simultaneously. TRM Advanced software includes all Basic software features and adds bi-directional OTDR trace averaging, macrobend detection, and export of .SOR files to .CSV file format. Users may download a TRM full working version (Basic plus Advanced features) and try it for 30 days. Once the evaluation period ends, users will need to acquire TRM Basic or TRM Advanced software to continue to use TRM Test Results Manager.

Ordering (for use with OPM5 Power Meters)

AFL NO.	Description	
TRM3-BASIC	TRM 3.0 with Basic License (OTDR Trace/OLTS Viewer, Batch Editor and Reports), USB delivery	
TRM3-BA-EMAIL	TRM 3.0 with Basic License (OTDR Trace/OLTS Viewer, Batch Editor and Reports), email delivery	
TRM3-ADVANCED	TRM 3.0 with Advanced License (TRM 3.0 Basic plus Advanced Analysis), USB delivery	
TRM3-AD-EMAIL	TRM 3.0 with Advanced License (TRM 3.0 Basic plus Advanced Analysis), email delivery	
TRM3-UPGRADE	TRM 3.0 upgrade from Basic to Advanced License, USB delivery	
TRM3-UP-EMAIL	TRM 3.0 upgrade from Basic to Advanced License, email delivery	

July 15, 2022

ADAPTER CAPS & ACCESSORIES

Adapter Caps for OPM Ports and OFS300-200

AFL's standard thread-on adapter caps are used to mate non-angled and angled single-fiber and dual-fiber connectors to optical power meter ports on OPM/CSM series power meters and inspection ports on OFS300-200C microscopes.

AFL NO.	Description	
8800-00-0214	2.5 mm Universal (accepts FC, SC, and ST ferrules)	
8800-00-0224	1.25 mm Universal (accepts LC and MU ferrules)	
8800-00-0200	FC	
8800-00-0209	SC	
8800-00-0202	ST®	
8800-00-0225	LC simplex only	
8800-00-0273PR	LC duplex only[a]	
8800-00-0221	E2000	
8800-00-0203	SMA	

Adapter Caps for OFS300-200 Only

AFL's thread-on angled and multifiber adapter caps are used to mate angled single-fiber as well as angled or non-angled multifiber connectors to our OFS 300-200C microscopes.

Note: Do not use the following adapter caps with our optical power meters or other test sets to measure optical power!

AFL NO.	Description	
8800-00-0220	Angled SC	
8800-00-0218	Angled FC	
8800-00-0233	MTP®/MPO flat ferrule (0°), typically MM	
8800-00-0234	MTP®/MPO angled ferrule (8°), typically SM	
8800-00-0236	1.25 mm open Universal[b]	
8800-00-0219	2.5 mm open Universal.(accepts SC duplex, OptiTap)	
8800-00-0244	1.6 mm ferrule (pin)	
8800-00-0248	2.0 mm ferrule (pin)	
8800-00-0226	MU simplex	
8800-00-0219	2.5 mm open Universal.(accepts SC duplex, OptiTap)	
8800-00-0230	MT-RJ (A side only)	
8800-00-0231	MT-RJ (A side or B side)	

Notes:

a. When it is used on OPM, it's recommended for single-mode testing only. The loss measured with this adapter can be up to 1 dB.

b. For Inspecting backplane and duplex connectors with 1.25 mm ferrules such as LC and MU. Not recommended for measuring optical power.

July 15, 2022

Test Jumpers

AFL NO.	Description	
Multimode Test Jumpers (62.5/125 µm - 2 meters)		
8700-00-0053MR	SC/SC	
8700-00-0045	SC/ST	
8700-00-0003	ST/ST	
Single-mode Test Jumpers (9/125 µm - 2 meters)		
8700-00-0005	FC/FC	
8700-00-0016	FC/ST	
8700-00-0017	ST/ST	
8700-00-0018	SC/SC, G.657) BIF	
8700-00-0021	FC/SC	
8700-00-0022	SC/ST	
8700-00-0032	FC/APC-FC/UPC	
8700-00-0033	SC/APC-FC/UPC	
8700-00-0034	SC/APC-SC/UPC	
8700-00-0046	LC/SC	
8700-00-0192MR	SC/SC	
MPO Test Jumpers		
8700-00-0156MR	MPO(F)-MPO(F), APC, SM, type A, 2 meters	
8700-00-0158MR	MPO(M)-MPO(F), APC, SM, type A, 2 meters	
8700-00-0159MR	MPO(F)-MPO(F), APC, SM, type B, 2 meters	
8700-00-0167MR	MPO(M)-MPO(M), APC, SM, type A, 300 mm	
8700-00-0168MR	MPO(M)-MPO(M), APC, SM, type B, 300 mm	

Mating Adapters

Adapters listed below are recommended for both multimode and single-mode testing.

AFL NO.	Description	
8400-00-0083MR	LC/LC, Simplex	
8400-00-0004MR	FC/FC	
8400-00-0020	ST/ST	
8400-00-0029MR	SC/FC	
8400-00-0045MR	SC/SC	
8400-00-0054	SC/ST	
8400-00-0093MR	MPO-12, key-up/key-up (aligned notch)	
8400-00-0094MR	MPO-12, key-up/key-down (opposed notch)	
8400-00-0105PR	MPO-16, key-up/key-up (aligned notch)	
8400-00-0106PR	MPO-16, key-up/key-down (opposed notch)	

Mandrels for Multimode Link Testing

Mandrels are used to meet the transmit jumper mandrel-wrap requirements of TIA/EIA-568 B.3 (Section 7.1) when testing multimode links using an LED source.

AFL NO.	Description	
5400-00-0201PZ	Mandrel, 62.5 µm fiber, 3 mm jacket	
5400-00-0202PZ	Mandrel, 50 µm fiber, 3 mm jacket	
5400-00-0900PZ	Two mandrels: 62.5 & 50 µm fiber, 3 mm jacket	

Return Loss Test Sets Accessories

AFL NO.	Description	
2475-20-0001MZ	Index Matching Block, simplifies tests (5-pack)	

Power Supply Cords for AC Chargers

3-Conductor Power Cords (for C, CS, FLX, M, OFL Series and FTS, OLTS5, OLS1-1C/2C, T400/500B, VFS2, VOA5 Series)

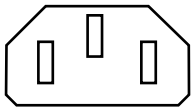

Please specify power cord type (country) when ordering an AC charger. One power cord is included with each AC charger at no charge. Additional power cords may be purchased separately.

Table 1

AFL NO.	Country	Description	
6000-00-0001MR	USA	3-conductor, IEC320, 115V, Type K	
6000-00-0012MR	Euro	3-conductor, IEC320, 250V, Type B	
6000-00-0015MR	UK	3-conductor, IEC320, 250V, Type D	
6000-00-0016MR	Australia, China	3-conductor, IEC320, 250V, Type C	
6000-00-0017MR	Denmark	3-conductor, IEC320, 250V, Type E	
6000-00-0018MR	Japan	2-conductor, IEC320, 125V, Type M	
6000-00-0019MR	Swiss	3-conductor, IEC320, 250V, Type L	
6000-00-0020MR	Italy	3-conductor, IEC320, 250V, Type I	
6000-00-0021MR	Israel	3-conductor, IEC320, 250V, Type H	
6000-00-0022MR	India	3-conductor, IEC320, 250V, Type G	

2-Conductor Power Cords (for OLS1-DUAL, OLS2-DUAL, OLS4, and OLS7)

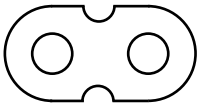

Please specify power cord type (country) when ordering an AC charger. One power cord is included with each AC charger at no charge. Additional power cords may be purchased separately.

Table 2

AFL NO.	Country	Description	
6000-12-0001MR	USA	2-conductor, IEC 320-C7, Type N	
6000-12-0002MR	Euro	2-conductor, IEC 320-C7, Type A	
6000-12-0003MR	UK	2-conductor, IEC-320-C7, Type D	
6000-12-0004MR	Australia, China	2-conductor, IEC-320-C7, Type P	
6000-12-0005MR	India	2-conductor, IEC-320-C7, Type G	
6000-12-0006MR	Japan	2-conductor, IEC-320-C7, Type M	

July 15, 2022

Accessories for Discontinued Products

AFL NO.	Description	Model	
C850 OTDR, C840 and C880 Accessories and Connector Adapters			
4050-00-0122PR	Vehicle charger/supply, 18 V, 6.7 A, 120 W		
4050-00-0918PR	AC charger 100-240 VAC to 18 VDC ([a])		
3900-05-0004ME	C850 Li-Ion battery		
4050-30-0005MR	C850 Li-Ion battery charger 90-260 VAC ([b])		
3900-05-0001PE	C840, C880 Li-Ion battery		
6000-00-0027MR	Cable, USB-MINI B (connect to PC)		
TRM-00-0920PR	TRM® 2.0 software upgrade, Basic to Advanced		
8800-00-0072PR	Universal flip-top dust cap for UCI outputs		
2900-50-0002MR	FC adapter for OTDR/OLS port	**C850, C840, C880**	
2900-50-0003MR	SC adapter for OTDR/OLS port		
2900-50-0004MR	ST adapter for OTDR/OLS port		
2900-50-0006MR	LC adapter for OTDR/OLS port		
8800-00-0200	FC adapter for OPM port	**C850**	
8800-00-0209	SC adapter for OPM port		
8800-00-0202	ST® adapter for OPM port		
8800-00-0225	LC adapter for OPM port		
8800-00-0214	2.5 mm adapter for OPM port		
8800-00-0224	1.25 mm adapter for OPM port		
2900-53-0001MR	2.5 mm adapter for VFL port		
2900-53-0002MR	1.25 mm adapter for VFL port		
2900-52-0001MR	FC adapter for OPM port	**C840, C880**	
2900-52-0002MR	SC adapter for OPM port		
2900-52-0003MR	ST adapter for OPM port		
2900-52-0004MR	LC adapter for OPM port		
2900-52-0005MR	2.5 mm Universal adapter for OPM port		
2900-52-0006MR	1.25 mm Universal for OPM port		
2900-50-0007MR	2.5 mm Universal adapter for VFL port		
2900-50-0010MR	1.25 mm Universal adapter for VFL port		
CS260, FLX380, OFL250, OFL280 Series Accessories and Connector Adapters			
6000-00-0024MR	Cable, USB-MINI B (connect to PC)		
4050-00-0927PR	AC charger 100-240 VAC to 15 VDC ([a])		
4050-30-0005MR	Li-Ion battery charger 90-260 VAC ([b])		
3900-05-0003ME	Li-Ion battery pack		
TRM-00-0920PR	TRM® 2.0 upgrade from Basic to Advanced		
2900-50-0002MR	FC adapter for OTDR/OLS port		
2900-50-0003MR	SC adapter for OTDR/OLS port		
2900-50-0004MR	ST adapter for OTDR/OLS port		
2900-50-0006MR	LC adapter for OTDR/OLS port		
2900-50-0011MR	SC/APC adapter for OTDR/OLS port		
2900-52-0001MR	FC adapter for OPM port		
2900-52-0002MR	SC adapter for OPM port		
2900-52-0003MR	ST adapter for OPM port		
2900-52-0004MR	LC adapter for OPM port		
2900-52-0005MR	2.5 mm Universal adapter for OPM port		
2900-52-0006MR	1.25 mm Universal adapter for OPM port		

AFL NO.	Description	Model	
2900-53-0001MR	2.5 mm Universal adapter for VFL port		
2900-53-0002MR	1.25 mm Universal adapter for VFL port		
8800-00-0072PR	Universal flip-top dust cap for UCI outputs		
M210e/M310/M700/M710 OTDR Accessories and Connector Adapters			
4050-00-0918PR	AC charger[a], 100-240 VAC to 18 VDC	**M210e, M310, M700, M710**	
4050-00-0122PR	Vehicle charger, 18 V, 6.7 A, 120 W		
8800-00-0072PR	Flip-top dust cap for UCI outputs		
TRM-00-0920PR	TRM 2.0 upgrade to Advanced software		
8800-00-0072PR	Flip-top dust cap for UCI outputs		
1400-01-0075PZ	Hard carry case	**M210e, M310**	
3900-05-0001PE	Li-Ion battery		
6000-00-0024MR	Cable, USB-MINI B (connect to PC)		
1400-01-0067	Soft Case		
1400-01-0082PZ	Soft carry case	**M700, M710**	
3900-05-0004ME	Li-Ion battery		
4050-30-0005MR	Li-Ion battery charger 90-260 VAC ([a])		
6000-00-0027MR	Cable, USB-MINI B (connect to PC)		
2900-50-0002MR	FC adapter for OTDR port	**M210e, M310, M700, M710**	
2900-50-0003MR	SC adapter for OTDR port		
2900-50-0004MR	ST adapter for OTDR port		
2900-50-0006MR	LC adapter for OTDR port		
2900-50-0011MR	SC/APC adapter for OTDR port	**M710**	
2900-52-0001MR	FC adapter for OPM port	**M210e, M310**	
2900-52-0002MR	SC adapter for OPM port		
2900-52-0003MR	ST adapter for OPM port		
2900-52-0004MR	LC adapter for OPM port		
2900-52-0005MR	2.5 mm Universal for OPM port		
2900-52-0006MR	1.25 mm Universal for OPM port		
2900-50-0007MR	2.5 mm Universal for VFL port		
2900-50-0010MR	1.25 mm Universal for VFL port		
8800-00-0200	FC adapter for OPM port	**M700, M710**	
8800-00-0209	SC adapter for OPM port		
8800-00-0202	ST adapter for OPM port		
8800-00-0225	LC adapter for OPM port		
8800-00-0214	2.5 mm Universal for OPM port		
8800-00-0224	1.25 mm Universal or OPM port		
2900-53-0001MR	2.5 mm Universal adapter for VFL port		
2900-53-0002MR	1.25 mm Universal adapter for VFL port		
OFS300 Microscope Accessories and Adapter Caps			

Notes:

a. Specify power cord, see page 63, Table 1.

b. Specify power cord, see page 63, Table 2

July 15, 2022

Accessories for Discontinued Products

AFL NO.	Description	Model	
1400-01-0055	Soft Carry case		
1400-01-0025PZ	Holster		
2900-10-0001	Tripod Stand (table top)		
8800-00-0214	2.5 mm Universal (accepts FC, SC, and ST ferrules)		
8800-00-0224	1.25 mm Universal (accepts LC and MU ferrules)		
8800-00-0200	FC		
8800-00-0209	SC		
8800-00-0202	ST®		
8800-00-0225	LC simplex only		
8800-00-0273PR	LC duplex only[b]		
8800-00-0221	E2000		
8800-00-0226	MU simplex		
8800-00-0219	2.5 mm open Universal[c] (accepts SC duplex, OptiTap)		
8800-00-0230	MT-RJ (A side only)		
8800-00-0231	MT-RJ (A side or B side)		
8800-00-0203	SMA		
8800-00-0211	DIN 47256		
8800-00-0220	Angled SC		
8800-00-0218	Angled FC		
8800-00-0234	MTP®/MPO angled ferrule (8°), typically SM		
8800-00-0233	MTP®/MPO flat ferrule (0°), typically MM		
8800-00-0236	1.25 mm open Universal		
8800-00-0219	2.5 mm open Universal (accepts SC duplex, OptiTap)		
8800-00-0244	1.6 mm ferrule (pin)		
8800-00-0248	2.0 mm ferrule (pin)		
8800-00-0223	1.0 mm bare fiber (plastic)		
SVA1 Accessories and Connector Adapters			
2900-50-0002MR	FC adapter		
2900-50-0003MR	SC adapter		
2900-50-0004MR	ST adapter		
2900-50-0006MR	LC adapter		
8800-00-0072PR	Universal flip-top dust cap for UCI outputs		

Notes:

a. Specify power cord, see page 63, Table 1.

b. When it is used on OPM, it's recommended for single-mode testing only. The loss measured with this adapter can be up to 1 dB.

c. Specify power cord, see page 63, Table 2.

July 15, 2022

CALIBRATION SERVICES

Servicing your valuable AFL Test & Inspection Equipment at authorized AFL calibration facilities ensures you are getting the most out of your equipment and it is performing accurately. In keeping with ISO certification guidelines, AFL recommends the following calibration intervals for AFL Test & Inspection Equipment products:

- 3-year Calibration Interval for OPM, CSM1, OLS, CSS1, and OFI products
- 1-year Calibration Interval for BI Enhanced Optical Fiber Identifiers - OFI-BI, OFI-BIPM, OFI-BIPM
- 1-year Calibration Interval for all other AFL Test & Inspection Equipment products

Authorized AFL calibration facilities are traceable to the National Institute of Standards and Technology or equivalent.

Category	Model	
OTDRs, FlexTesters	C850*	
	FlexScan® TS100, FS300, FS200-60/-300/-100/-303/-304 without OLS/OPM	
	FlexScan TS100, FS300, FS200-60/-300/-100/-303/-304 with OLS/OPM	
	FLX380*, M210*, M210e*, M310, M710, OFL280*, OFL250*, RG-2100	
OTDR and Certification Kits	C860*	
Certification and Loss/Return Loss Kits (Pairs)	C840*, C880*	
ROGUE® OLTS Certifier Kits (Pairs)	RGK-CERTxx, RGK-CERTxxB1	
ROGUE OLTS Certifier Modules	RG-1100-xxx	
FlowScout PON Power Meter	TPPM-XG	
Power Meters	CSM1, OPM, MFP	
Light Sources	CSS1, OLS (except OLS1-2C* and OLS1-1C*), MFT	
Light Sources - Encircled Flux (EF) Compliant	OLS1-DL-EF, OLS4-EF	
Optical Fiber Identifiers	OFI, MFI	
BI Enhanced Optical Fiber Identifiers	OFI-BI, OFI-BIPM, OFI-BIPMe	

Notes:

1. ***This product is supported for calibration service only. Repair service is no longer supported on this product due of the lack of availability of the components needed to make repairs. This product must be in fully functional condition in order to be calibrated. Any of these products that are sent in for calibration that are not in good working condition will be charged an evaluation fee and sent back to the customer without calibration.
2. The following products are no longer supported for repair or calibration:
   - OTDRs: CS260, FLX380-1xx, M100, M200, M600, M650, M700, OFL100, OFL200,
   - Inspection products VFS1, VFS2, DFD1, VFD2
   - Fiber Identification: OFI-FTTx, HiLite/VFI3, VFI2
   - Optical Light Sources (OLS): OLTS2, OLTS3, OLT4, OLTS5, OLS6, OLS3
   - Optical Power Meters (OPM): OPM3, OPM4-FTTx, OPM6
   - Optical Loss Testing: Turbo 500, T400, ORL3, ORL3B, T50B
   - Miscellaneous: FTS, FTS1, FTS3, VOA4, VOA5, VOA6, VOA-SM, WSP, TACT1

July 15, 2022

Calibration and Repair Facilities

AFL has an authorized calibration/repair facility for AFL products in the USA, Europe and Asia Pacific. Please contact customer service for a return authorization number prior to sending your AFL test equipment in for repair or calibration.

Fujikura Europe LTD is an Authorized European Repair and Calibration facility for AFL Test and Inspection products and should be contacted directly for service.

Fujikura Asia LTD is an Authorized Asia Pacific Calibration facility for AFL Test and Inspection products and should be contacted directly for product calibrations.

USA
AFL
260 Parkway East
Duncan, SC 29334
Attn: Calibration and Repair
(800)866-3602
https://www.aflglobal.com

Europe
Fujikura Europe Ltd
C51 Barwell Business Park
Leatherhead Road
Chessington, Surrey, KT9 2NY
+44 208 240 2020
service@fujikura.co.uk
https://www.fujikura.co.uk

Asia
Fujikura Asia Ltd
438A Alexandra Road, #08-03 Blk A,
Alexandra TechnoPark
Singapore 119967
+65 62711312
calibration.fal@sg.fujikura.com
http://www.fujikura.com.sg

Canada
Simbol Test Systems Inc.
616 Auguste-Mondoux
Gatineau QC J9J3K3
Canada
(819)770-7771
sales@simbol.ca
https://simbol.ca

Saudi Arabia
BrightWires
Qaatan Plaza 1st Floor
PO Box 56219
Sulimaniya Riyadh 11554
Saudi Arabia
+966 11 2176265
asim@brightwires.com.sa
http://www.brightwires.com.sa

Turkey
BS Telekom Ltd.
Erenkoy Mah. Igdelidere Cad. 1494. Sok. No. 12
38050 Melikgazi- Kayseri Turkey
+90 352 222 82 03
s.ugur@bstelekom.com
http://www.bstelekom.com

Poland
INTERLAB
Kosiarzy 37/20 street
02-953 Warsaw, Poland
+48 692 092 617
service@interlab.pl
https://www.interlab.pl/service.html

Dubai
Arabian Calibration Dev. Rep. Co. LLC
(ARABCAL)
Industrial Area #13
Near National Paints R/A,
P.O.Box: 24650, Sharjah
UAE
+971 6 5345747
cs@arabcal.com
http://www.arabcal.com

Australia / New Zealand
AFL Technical Services
93-97 Merrindale Drive
Croydon, Victoria
Australia, 3136
+61 3 9737 4209
austechservices@aflglobal.com
https://www.aflglobal.com

Romania
TeleGrup
8A, Episcopul Radu Street
Sector 2, 020753
Bucuresti, Romania
+40 21 318 7431
vanzari@tele-grup.ro
www.tele-grup.ro

July 15, 2022

Extended Warranty Options

Standard Warranty

- CSM1, CSS1, OPM, OLS, OFI-200, OFI-400 products are warranted against defective material and workmanship for a period of (5)* five years from the date of delivery to the end user.
- All other AFL products are warranted against defective material and workmanship for a period of (1) one year from the date of delivery to the end user.
- Any product that is found defective within the warranty period will, at the discretion of AFL, be repaired or replaced. Warranty will be voided if the product has been repaired or altered by other than an authorized AFL product repair facility, if the void sticker has been compromised, or which have been subject to misuse, negligence, or accident. In no case shall AFL liabilities exceed the original purchase price.

*** Note:** Wear items such as OFI plungers are warrantied for a period of (1) one year.

Extended Warranties for Products Offered with One Year Warranty

		1 - Year Extended Warranty		2 - Year Extended Warranty		4 - Year Extended Warranty	
		Part Number		Part Number		Part Number	
		EW1Y-00-0907		EW2Y-00-0907		EW4Y-00-0907	
		EW1Y-00-0906		EW2Y-00-0906		EW4Y-00-0906	
		EW1Y-00-0905		EW2Y-00-0905		EW4Y-00-0905	
		EW1Y-00-0904		EW2Y-00-0904		EW4Y-00-0904	
		EW1Y-00-0903		EW2Y-00-0903		EW4Y-00-0903	
		EW1Y-00-0902		EW2Y-00-0902		EW4Y-00-0902	
		EW1Y-00-0901		EW2Y-00-0901		EW4Y-00-0901	

Extended warranties add to standard warranty providing complete warranty time period

Example: 1 year standard + 4 years extended = 5 years warranty coverage

July 15, 2022

TERMS AND CONDITIONS

1. **PRICES:** All prices set forth are suggested selling prices, FOB Duncan, SC for domestic shipments and FCA Duncan, SC for international shipments. All prices and specifications are subject to change without notice. Contact our Sales Department to confirm price and delivery.
2. **ORDER ENTRY:** Minimum order $250.00.
3. **TERMS OF PAYMENT:** Terms of payment shall be net within thirty (30) days from date of invoice with approved credit.
4. **SHIPMENTS**: When a carrier is not specified, shipment will be made by the best surface-carrier available. RUSH ORDERS will be shipped as authorized. The customer shall bear the risk of in-transit loss or damage.
5. **CANCELLATION:** Unless otherwise agreed, in the event of cancellation, AFL shall be reimbursed for all expenses incurred.
6. **PACKING:** All instruments shall be packed for shipment in accordance with standard commercial practices for protection during shipment and storage.
7. **WARRANTY:**
   - OPM, OLS, OFI-200, OFI-400 products are warranted against defective material and workmanship for a period of (5)* five years from the date of delivery to the end user.
   - All other AFL products are warranted against defective material and workmanship for a period of (1) one year from the date of delivery to the end user.
   - Any product that is found defective within the warranty period will, at the discretion of AFL, be repaired or replaced. Warranty will be voided if the product has been repaired or altered by other than an authorized AFL product repair facility, if the void sticker has been compromised, or which have been subject to misuse, negligence, or accident.
     In no case shall AFL liabilities exceed the original purchase price.
   - *** Note: Wear items such as OFI plungers are warrantied for a period of (1) one year.**
8. **RETURN:** A Return Materials Authorization (RMA) number must be issued to the customer prior to accepting any products for return. Credit will be issued only on current merchandise, in re-saleable condition. Obsolete or discontinued products may not be returned for credit. Any material returned after 30 days of the original invoice date will be subject to a 20% restocking fee. No materials may be returned beyond 6 months from the original invoice date.
9. **REPAIR/CALIBRATION:** All calibration and repair orders are accepted by phone and need to be confirmed by purchase order. When shipping equipment for repair/calibration please include the service request number issued by Customer Service/Technical Support, a complete description of the fault condition, all connector adapters and dust caps to protect the connectors and contact information in case additional information is required. All chemicals should be removed from equipment case before sending in for repair or calibration. Minimum repair evaluation fee $150.

   Some older AFL products are no longer supported or supported for calibration services only. Products supported for calibration services only must be in fully functional condition to be calibrated. Any of these products that are sent in for calibration that are not in good working condition will be charged an evaluation fee and sent back to the customer without calibration.

   Upon completion of the service requested, prompt payment is expected. Completed service requests not paid within 60 days of request will be charged an additional storage fee of $45 per month for each month or portion thereof that payment has not been received.

Notes:

- Unless otherwise specified all connectors are Ultra Physical Contact (UPC).
- ST is a registered trademark of Lucent Technologies.
- ESCON is a registered trademark of IBM.
- MTP is a registered trademark of US Conec Ltd.
- MPX is a registered trademark of TYCO Electronics Corp.

July 15, 2022

REVISION CHANGES HISTORY

July 15, 2022

New Products and Services

AFL NO.	Description		Page
FlexScan Accessories			
2900-58-0014MR	FlexScan-facing UPC female to UPC male field-replaceable Port Saverr, 50 µm MMF		18
FlexReporter Software Suite			
RPTS-AD-USB-1	FlexReports Advanced, one seat license on USB		60
RPTS-UP-TRM3-1	FLexReports Advanced, one seat, Upgrade from TRM® 3 Advanced on USB. Users must have TRM-3 Advanced license		60
FlexReports Basic	FlexReports Basic, available for download on AFL Software Resources website		60
FlexApp	FlexApp data transfer mobile App, available on Google Play and Apple App Storee		60

Removed Products

AFL NO.	Description
Inspection Accessories	
DFS1-00-0020MR	Medium (~100 mm) extended tip for LC/PC bulkhead adapter
DFS1-01-0003MR	SC/APC and FC/APC bulkhead
DFS1-01-0011MR	SC/APC bulkhead
TRM® 3.0 Ordering (for use with FlexScan OTDRs, ROGUE OLTS Certifier, and FOCIS family products)	
TRM-00-0900PR	TRM 2.0 with Basic License (OTDR Trace/OLTS Viewer, Batch Editor and Reports), USB delivery
TRM-01-0900PR	TRM 2.0 with Basic License (OTDR Trace/OLTS Viewer, Batch Editor and Reports), email delivery
TRM-00-0910PR	TRM 2.0 with Advanced License (TRM 2.0 Basic plus Advanced Analysis), USB delivery
TRM-01-0910PR	TRM 2.0 with Advanced License (TRM 2.0 Basic plus Advanced Analysis), email delivery
TRM-00-0920PR	TRM 2.0 upgrade from Basic to Advanced License, USB delivery
TRM-01-0920PR	TRM 2.0 upgrade from Basic to Advanced License, email delivery

April 15, 2022

New Products and Services

FlexScan TS100							
AFL NO.	Application	Test λ (nm)	Power Meter				Page
TS100-75-P2	PON through Splitter & Point-to-Point	1625 nm filtered with 1650 nm blocking filter	Broadband + PON				15

AFL NO.	Description		Page
FlexScan Accessories			
1400-01-0182PZ	Soft Carry Case for FS200 MPO Kit		18
FOCIS Series Inspection Adapter Tips			
FFLX-4S-DCA	MDC/APC adapter tip, quad-slotted		26
VFI4 Visual Fault Identifier			
VFI4-02-0900PR	VFI4-L, Low power VFI with 2.5 mm adapter		58

July 15, 2022

Revision Changes History:

Removed Products

FlexScan TS100			
AFL NO.	**Application**	**Test λ (nm)**	**Power Meter**
TS100-60-P1	PON to Splitter & Point-to-Point	1650 nm filtered	Broadband
TS100-70-P1	PON through Splitter & Point-to-Point		Broadband

AFL NO.	Description
FlexScan FS200	
FS200-50B	FlexScan FS200 -50B OTDR
Cleaning Supplies	
9000-03-0031MZ	CleanWipes - 600 optical quality wipes (1 box)
9000-03-0027MZ	FiberAide 1 - 600 lint free wipes for single use (12 bags of 50 wipes)
9000-03-0028MZ	FiberAide 1 - 50 lint free wipes for single use (1 bag of 50 wipes)

AFL NO.	Description
ST/PC Bulkhead Adapter Tips	
DFS1-00-0014MR	ST/PC bulkhead adapter tip
DFS1-00-0015MR	Short (~60 mm) extended tip for ST/PC bulkhead adapter
DFS1-00-0016MR	Medium (~100 mm) extended tip for ST/PC bulkhead adapter
DFS1-00-0017MR	Long (~150 mm) extended tip for ST/PC bulkhead adapter
DFS1-00-0018MR	60º angled tip for ST/PC bulkhead adapter
DFS1-00-0004MR	LC/PC bulkhead adapter
DFS1-01-0001MR	Universal 1.25 mm, APC ferrule
DFS1-01-0002MR	Universal 2.5 mm, APC ferrule
DFS1-01-0004MR	LC/APC bulkhead
DFS1-01-0005MR	Short (~60 mm) extended tip for SC/APC bulkhead
DFS1-01-0009MR	LX.5/APC bulkhead
DFS1-00-0018MR	60º angled tip for ST/PC bulkhead adapter

February 28

Revised FS300 Ordering Information table, page 9.

Customer Buyer's Guide

TEST & INSPECTION